



Comprehensive Outreach Study for
the Environmental Policy Task
Force for the City of Salisbury

Draft Report:

June 2022

Prepared by:

BEACON
Business Economic and Community Outreach Network
At Salisbury University

Contents

- Executive Summary..... 3
- Introduction..... 4
- Methodology 4
- About the City of Salisbury..... 4
- Collection Methods:..... 5
- Survey..... 5
 - Data Collection 5
 - Demographics..... 5
 - Responses..... 6
- Focus Groups 10
 - Data Collection 10
- Appendix A: Summary Survey Results..... 13
- Appendix B: Focus Group Questions..... 26

DRAFT

Executive Summary

The Environmental Policy Task Force for the City of Salisbury engaged BEACON with the additional support from Dr. Sarah Surak's Senior Environmental Capstone class to create a comprehensive analysis of community attitudes on environmental sustainability in the City of Salisbury. The contents of this report were developed through a series of surveys and focus groups. The final report will serve as a guide for the City of Salisbury's sustainability efforts in the future. The key findings below will be expanded upon in the following report.

Key Findings:

- 1. Greater access to recycling and garbage removal efforts are needed throughout the community.**
- 2. Educational outreach including workshops and events for individuals of all ages regarding sustainability efforts would be highly attended by community members.**
- 3. Access to updated/ additional green spaces throughout the City.**
- 4. There are needs and concern's regarding active transportation and inadequate housing conditions, specifically in neighborhoods primarily occupied by people of color.**

BEACON's Role:

For this project BEACON was retained as the lead research partner to facilitate research and data gathering activities to understand community attitudes surrounding environmental sustainability in the City of Salisbury. This study will help the City's capacity to use surveillance data to enhance and expand the sustainability efforts within the community. BEACON's responsibilities in this project included designing a community survey, conducting an analysis of survey results, conducting two community engagement sessions to collect data at public events, conducting two stakeholder focus groups, performing qualitative data analysis from focus groups and community engagement sessions, and developing a report summarizing the findings from all scope of work items above.

Environmental Studies (ENVR): 499 Senior Seminar Role:

The senior seminar capstone course is the culminating experience of the Environmental Studies Program at Salisbury University. The students in this course provided support throughout the survey creation and data collection process. Under the guidance of Dr. Surak, ENVR Students were responsible for assisting with background data and research, community mapping activities, developing recommendations for community engagement opportunities, assisting with in-person survey data collection, assisting with public community engagement sessions and assisting with focus group facilitation.

Introduction

The City of Salisbury Environmental Policy Task Force (EPTF) solicited feedback from the community to understand the environmental impacts that directly affect their wellbeing and quality of life. The study will help build the City of Salisbury's capacity to use data and citizen feedback to enhance and expand the sustainability efforts within the community. The City defines environmental sustainability as following:

Environmental sustainability seeks the use and preservation of natural resources in a way that protects global ecosystems, improves human well-being, and strives for social equity.

Methodology

The City of Salisbury retained the Business, Economic, and Community Outreach Network (BEACON) at the Franklin P. Perdue School of Business at Salisbury University to facilitate research and data gathering activities to understand community attitudes surrounding environmental sustainability. A review of secondary source data and information was conducted to develop an understanding of environmental sustainability projects in similar geographical cities and comprehensive assessment of the City of Salisbury's and Wicomico County's current environmental sustainability offerings were conducted with the help of the City of Salisbury Environmental Policy Task Force. These initial research activities helped guide the creation of the external stakeholder's survey for individual's (including youth) and a series of community focus groups (including youth) to develop qualitative feedback on topics surrounding environment sustainability within the City.

The survey and focus group questions were jointly curated by BEACON and Dr. Surak's class. Detailed information on the survey and focus group methodology will be provided in the following sections.

About the City of Salisbury

The City of Salisbury is located in Wicomico County on the Eastern Shore of Maryland. The City has a population of 33,050 with a yearly median household income of \$44,474 (U.S Census Bureau, 2020). According to the Bureau of Economic Analysis, finance, insurance, real estate, rental, and leasing as become the largest industry in Salisbury with a GDP (in thousands) of \$8,238,549 in 2020. During the COVID pandemic, the City saw an influx of individuals relocating from other areas.

The City of Salisbury has implemented steps to increase environmental sustainability throughout the community creating the Environment Policy Task Force in 2020. The City offers weekly garbage and recycling pick-up. Acceptable recycled materials include cardboard, paper, glass, aluminum, and bi-metal cans (plastic waste is not collected including plastic bags of any kind). There are five community gardens, 11 parks (including dog parks and playgrounds), and has access to waterways such as the Wicomico River, Schumaker Pond and Park Lake.

Collection Methods:

Survey

Data Collection

The survey was administered by BEACON and distributed to potential targeted respondents by media promotion, outreach and public posting in businesses and community areas and curated email lists. The initial distribution of the survey began March 7, 2022. The survey collector was closed on May 16, 2022. There were a total of 255 survey responses with a 91% completion rate for those who participated. The survey included 19 questions addressing the research topic and demographics. Due to the varying population in the City and Wicomico County, three versions of the survey were distributed (English, Spanish and Haitian). Note: there were zero responses recorded for the Spanish or Haitian version of the survey, but this step was important to let these groups know their feedback was valued.

Electronic responses were recorded directly by survey participants. Analysis of the survey results was completed using Excel. The assumption was made that responses received represented the City of Salisbury as a whole, and non-respondents would have answered the same questions similarly to those that completed the question. Those responses that were partially or completely blank were assumed to be performing the same as the other types of individuals within the community.

The survey summary can be reviewed in Appendix A.

Demographics

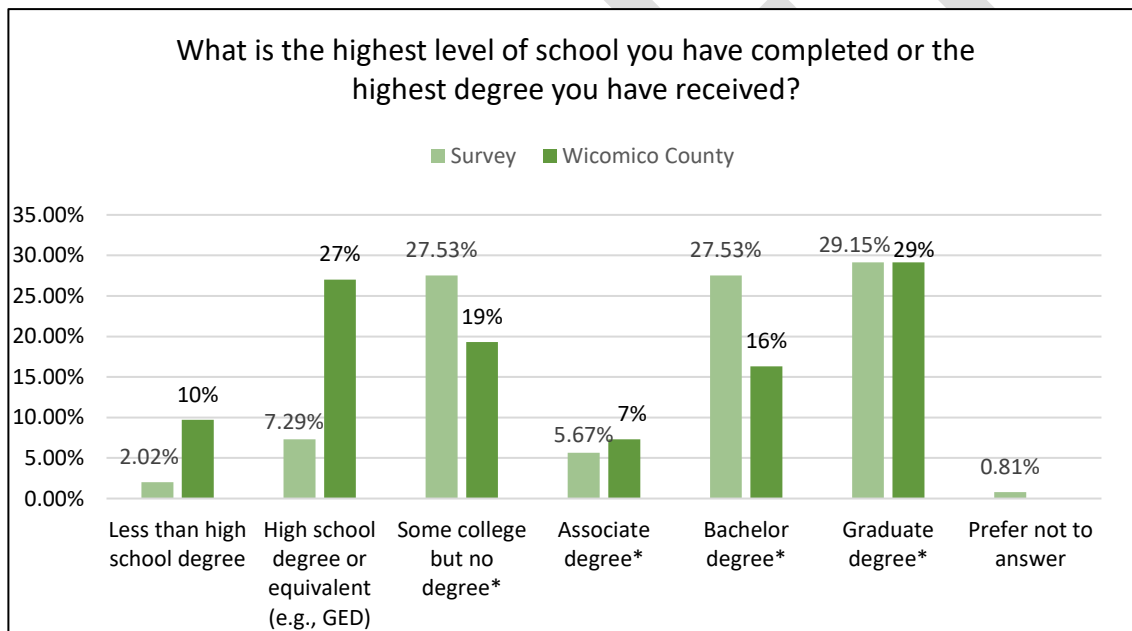
To have a holistic view of the survey participants limited demographic information was collected. The survey responses did not mirror the demographics of the general population. Of completers, 60.57% identify as female, 36.99% identify as male, 0.81% identified as nonbinary, and 1.63% preferred not to respond. The majority of survey respondents (81.97%) identified as White, 6.15% identified as Black or African American, 0.41% identified as American Indian or Alaskan Native, 6.15% identified multiple races and 3.69% preferred not to say. The majority of survey participants were 21-29 years old (29.27%). The second highest participation rate was the 60 and over community which accounted for 17.89% of participants. Most individuals who participated in this survey reported that they were not Spanish, Hispanic, or Latino (93.53%). Charts showing a comparison of respondent demographics to the general population can be found in Appendix A.

To better understand and analyze survey responses, we asked participants to share how long they have lived in the City of Salisbury. Participants were able to self-identify if they did not fit into one of the given categories. The "other category" had eight responses that were consolidated into one of the five predefined categories. Two categories emerged from the open

- ended responses that were not predefined which included Salisbury University students (3.66%) and former long-term residents that have moved to a surrounding county (2.44%).

I have always lived in the City	6.91%
I have lived in the City for more than 5 years	28.05%
I have lived in the City for 1 - 5 years	28.05%
I have lived in the City for less than 1 year	5.69%
I am a resident from a surrounding county (Somerset, Wicomico, or Worcester)	22.36%
Prefer not to answer	2.44%
Other (please specify)	6.50%

The level of education was higher among participants compared to the county as a whole. The chart below depicts the comparison of individuals who participated in the survey versus individuals in Wicomico County.

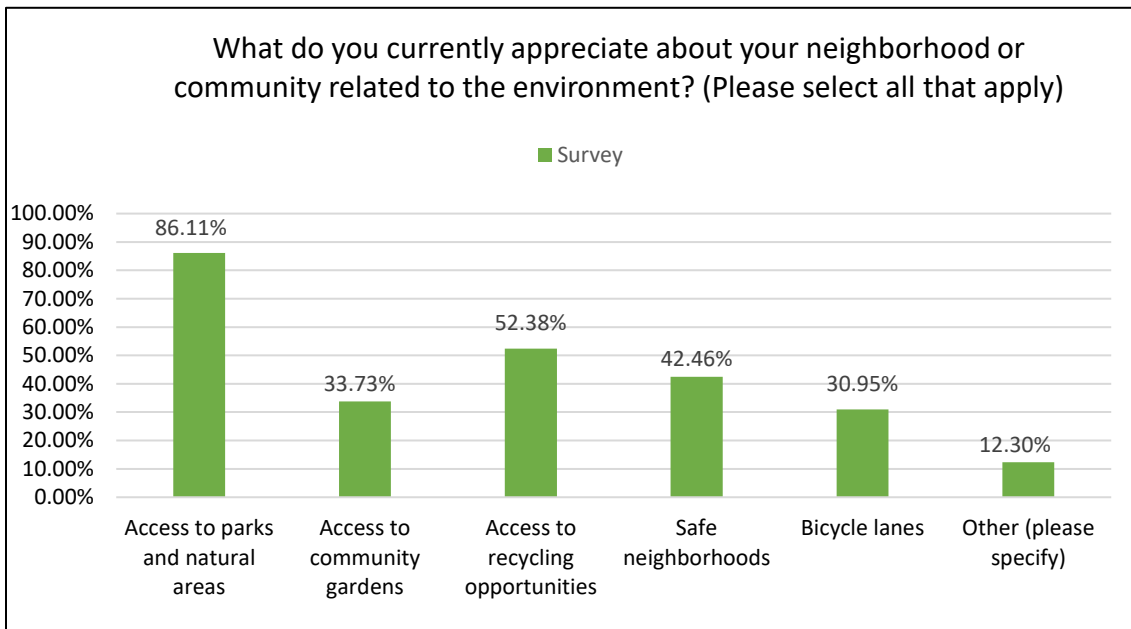


* Note these data points are only available from the Census Bureau for the population 25 years and older. U.S Census Bureau, 2020

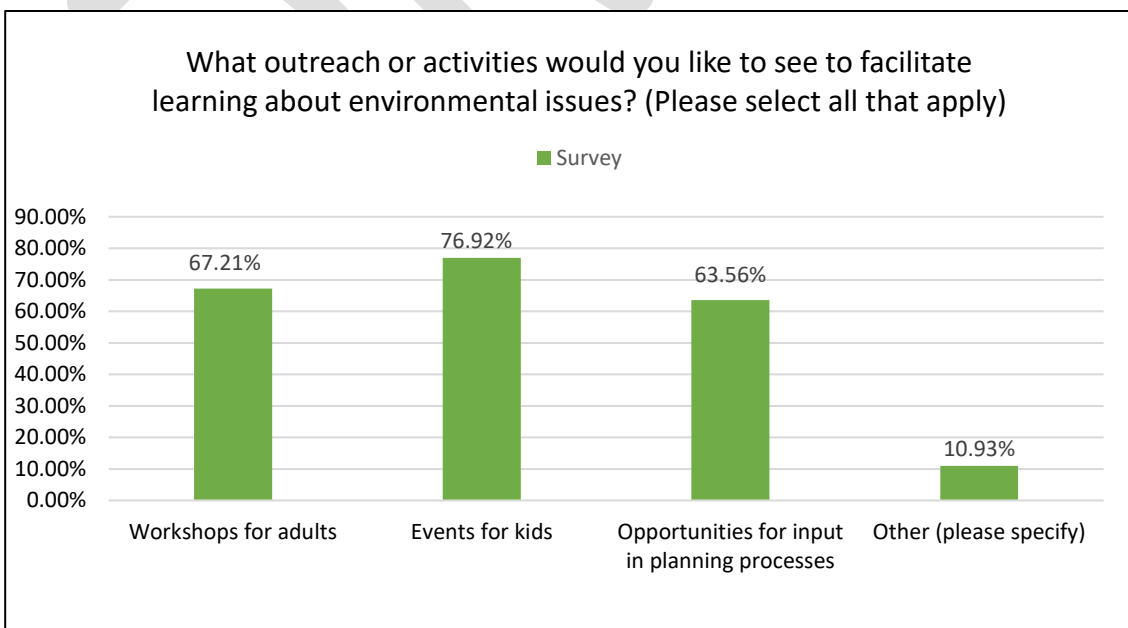
Responses

The majority of individuals (96.47%) indicated they agree or strongly agree the City should include environmental sustainability in its long-term planning. Less than one percent of respondents stated environmental sustainability should not be included in the City’s long-term planning (0.39%). Survey participants were asked to indicate what they currently appreciate about their neighborhood or community related to the environment. The majority of detailed responses (31) were consolidated into one of the five original answer choices. Responses that were not able to be categorized into one of the original answer choices were grouped into the

following: access to farmers markets (3), adequate garbage and waste removal (3), inclusiveness and volunteer opportunities (3), walkability and side walk access (3). The graph below provides a detailed comparison on the original answer choices provided to participants.



When asked to provide activities the City should consider implementing to improve environmental sustainability participants provided a wide range of suggestions, the need to provide improved programs and better access for recycling including education was mentioned most frequently by participants (63 times). There were 24 mentions for the need to reduce littering through volunteer work and stricter penalties. The need for bike lane and pedestrian path improvements was mentioned 22 times, 21 mentions of composting opportunities, 17 mentions of need for updated greenspaces and parks, 15 mentions for more community



gardens, and 11 mentions for reduction of emissions and run off. Participants also indicated need for educational/community engagement workshops for all ages (18), incentives for sustainability efforts (9), and the reduction/discontinuing single use plastic bags (7).

Participants were asked to describe the outreach or activities they would like to see to facilitate learning about environmental issues. The above chart depicts the events that most participants would like to be involved in. The majority of other responses included educational community outreach (11 mentions) and community events for adults (7 mentions).

The majority individuals (54.03%) indicated the living conditions of neighborhoods primarily occupied by people of color were not the same as other neighborhoods. 13.71% of participants responded that living conditions in neighborhoods occupied by people of color are the same as other neighborhoods and 32.26% of individuals answered they were unsure about unequal living conditions. Respondents who answered “not the same” or “unsure” were asked to list the conditions or reasons for their response. Participants identified areas that neighborhoods primarily occupied by people of color differed as: poor housing conditions and lack of access and need of improvement to green spaces (15 mentions). It was also identified that many of these neighborhoods also have inadequate access to sidewalk and bike lanes (20 mentions). Elevated levels of pollution and litter were mentioned 8 times as a notable concern by participants. Many participant relayed concerns regarding the following neighborhood: Church Street, Lake Street, Fitzwater Street, Booth Street, and the West side of Salisbury.

Participants were given a two sets of Likert Scale questions. The first was to determine the impact that specific neighborhood characteristics have in creating a sustainable healthy living environment for them and their community. When having the opportunity to rank these characteristics feeling safe at parks and outdoor public facilities, access to safe and health housing, and access to grocery stores, neighborhood markets or farmers markers ranked the highest.

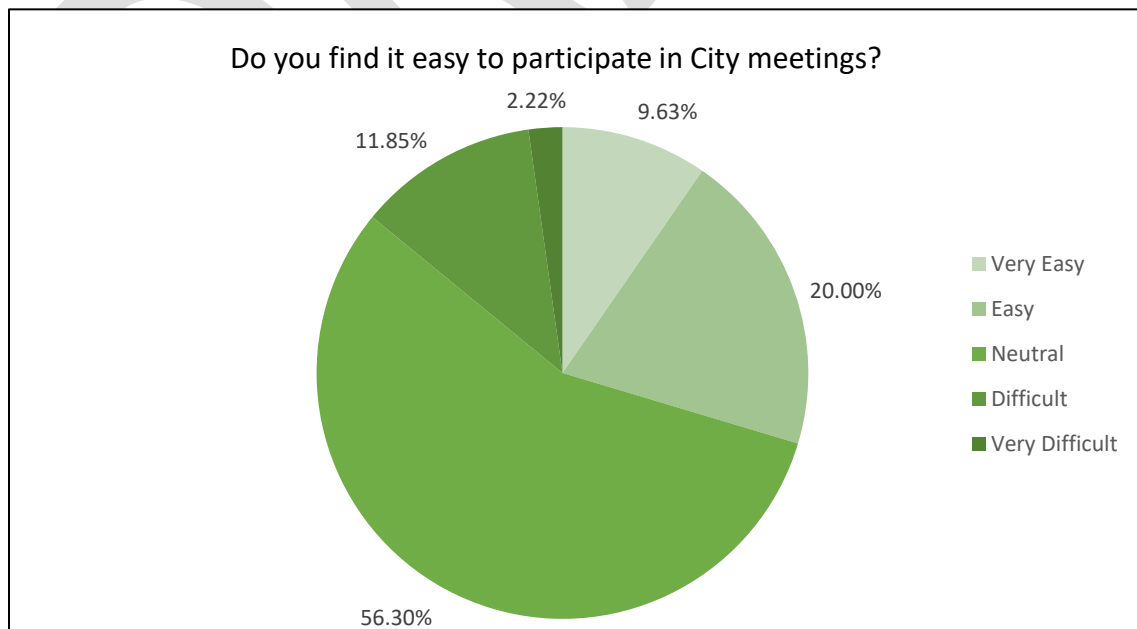
	No Impact	Low Impact	Neutral	Impact	High Impact
Bicycle lanes that add safety for those who use bicycles for transportation	6.69%	9.06%	23.23%	35.43%	25.59%
Sidewalks/ Crosswalks/ Safety signals for people who walk and use mobility service such as wheelchairs	0.78%	3.53%	7.84%	33.33%	54.51%
Access to grocery stores, neighborhood markets or farmers markets, and other affordable fresh food options	0.78%	1.57%	7.06%	27.06%	63.53%
Access to safe and healthy housing	1.18%	3.15%	11.02%	16.93%	67.72%
Access to parks and spaces within nature	1.18%	1.18%	7.45%	32.55%	57.65%
Feeling safe at parks and outdoor public facilities	1.18%	3.14%	4.71%	19.61%	71.37%

The second Likert scale question asked individuals to rank the neighborhood and environmental characteristics that have the most impact on their or their community’s ability to have a sustainable healthy living environment. Those that ranked as having the greatest impact or high impact included trash that is not disposed of properly (litter), not feeling safe in parks or facilities and fumes, noise or other pollutants from industrial businesses or gas stations.

	No Impact	Low Impact	Neutral	Impact	High Impact
Living in and/or near flood-prone areas	7.45%	9.02%	20.39%	35.69%	27.45%
Not feeling safe at parks and facilities	1.99%	11.16%	9.16%	35.46%	42.23%
Fumes, Noise, or pollution from industrial businesses or gas stations	7.06%	10.98%	12.16%	30.59%	39.22%
Rising temperatures and an increasing number of extreme heat days	6.30%	7.87%	16.54%	33.46%	35.83%
Unsafe or unhealthy conditions in homes such as lead paint or mold	10.20%	9.80%	12.55%	32.16%	35.29%
Trash that is not disposed of properly (litter)	1.97%	5.91%	7.48%	37.40%	47.24%

Individuals were asked to indicate if they were aware of where to find information about City proposals and decisions that impact residents. 56.35% were unaware of how to access this information, 34.13% were aware, and 9.52% were aware and actively seeking this information. Participants were also allowed to answer if they were aware of the City’s report, and if they were not aware would they like a copy. Of the 136 respondents, 66 provided an email to request a copy of the report. This shows a strong engagement by the survey participants.

The majority (65.87%) of participants answered that they have never attended a City meeting and 34.13% answered that they have attended at least one City meeting.



Survey participants were asked if there was any additional feedback that they would like to provide to the City regarding environmental sustainability. Majority of participant feedback indicated the needs and concerns surrounding active transportation. Participants stated the City should encourage residents to walk and cycle more. They mentioned this can be done by increasing the number of sidewalks and bicycle lanes throughout the City.

There were 9 mentions on the need for better education and opportunity for community involvement in environmental sustainability efforts. Individuals specified the need of inclusion for minorities, individuals with disabilities, and those in underserved communities. Concerns regarding the prominence of litter and the need for increased recycling efforts was indicated 15 times by participants.

The need for the City to make efforts for alternate and/or renewable energy implementations was mentioned 7 times. Participants indicated concerns about pollution and chemical run off into natural waterways 4 times.

Focus Groups

Data Collection

Deployment strategies utilized to gain interest and participation in the focus group included social media promotion and community outreach activities. Focus groups were conducted among residents in Salisbury and Wicomico County regarding their knowledge and attitude towards environmental sustainability. The information gathered in these focus groups will be used by the Environmental Policy Task Force to address future sustainability efforts in the City of Salisbury. Four focus group events were hosted by the Environmental Studies: 499 Senior Seminar students with guidance and oversight from BEACON. These events included Earth Day at the Salisbury Zoo, a Community Walk, a YEAS meeting, and sessions on campus at Salisbury University. Participants were asked nine questions to determine their opinions on environmental sustainability in the City of Salisbury. Below are the common themes expressed by participants.

Methods and challenges

There were six planned focus groups at the start of the project. The Environmental Tack Force had identified several constituency groups and activities that would allow a broad and varied audience to provide feedback. Due to the cancelation or availability of several of these planned collection activities the plans had to be adjusted. Rather than conducting a focus group at the Youth environmental summit, BEACON and ENVR students met with the YEAS Ambassador group in a smaller focus group. While there were not as many participants, the answers were deeper. Because recruitment for an in-person traditional focus group could not be conducted, the students held a question session on Red Square, collecting views on the focus group areas. At Earth Day, the student team used a tree model that young people could post their environmental concerns on, while engaging parents in a short discussion on a few of the focus

group questions. During a neighborhood walk and picnic, they used a similar practice to ask residents to answer several of the focus group questions. These creative collection methods allowed the students and BEACON to hear from a range of respondents they otherwise would not have heard from. We do not collect demographic data on the focus groups, so we do not have specific data, but we do know that there was a wide range of ages including youth. Through the varied response collection, we received input from over 100 individuals.

Common Themes

- 1. *The City of Salisbury has been moderately successful in their current environmental sustainability efforts.*** The majority of participants agreed the City of Salisbury is moderately environmentally sustainable and that they have noticed the steps that are being taken to improve these efforts. Of the participants who felt as though the City of Salisbury was not an environmentally sustainable community, it was noted they felt as though the City was working to become more sustainable in the future.
- 2. *There is a need for community outreach and education about environmental sustainability.*** Participants feel there is limited or no access to education for community members to learn about environmental sustainability efforts. The need for inclusive community outreach programs was noted as a high priority by individuals. Participants provided examples of events they would like to see offered which included youth activities, community clean-ups, educational workshops and recycling competitions to raise awareness.
- 3. *Greater access to recycling efforts are needed throughout the community.*** Many participants mentioned that enhanced recycling programs, access to recycling facilities, and the ability to recycle more types of plastic would enhance environmental sustainability efforts in the City. Participants indicated greater access to recycling bins around the City would encourage individuals in the community to participate in recycling.
- 4. *The community supports the reduction of plastic bags.*** Almost all participants agreed single use plastic bags should be reduced and/or banned. Some participants mentioned they already take the initiative to use reusable bags and indicated that charging individuals for plastic bags and having better alternatives such as paper bags would encourage residents to use fewer plastic bags.
- 5. *Need for sidewalk and bike lane improvements.*** A common consensus among focus group participants was the need for safer and more accessible sidewalks, cross walks, and bike lanes. Responses indicated improvements to these areas would encourage individuals to utilize alternative forms of transportation including; bikes, scooters, or walking. It was noted a reduction of vehicles would also reduce the use of fossil fuels.
- 6. *The City of Salisbury has litter prone areas.*** A majority of the responses mentioned they most frequently see litter in areas like Downtown Salisbury, outside of restaurants, around parks, playgrounds, and near outdoor green spaces. A common solution

mentioned by participants was to increase the number of waste receptacles and include more recycling bins.

Linkages between the Survey and Focus Groups

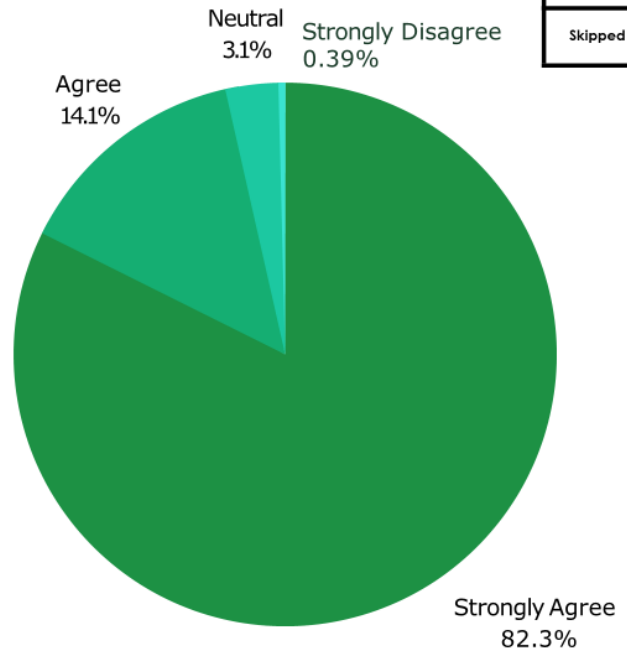
Linkages were made by comparing the results from the survey and the focus group discussions. It is clear that each participant plays their own role within the City of Salisbury, and their actions can greatly affect the sustainability of the city in the long run. These linkages provide insight on the overall consensus of Salisbury's sustainability and can be useful in determining the strengths, weaknesses, opportunities, and threats regarding Salisbury's environmental sustainability. These linkages will also provide direction and context for the City of Salisbury in future campaigns.

- 1. *The community is interested in learning and participating in environmental sustainability efforts through educational workshops and community outreach.***
 - Individuals highlighted that they would like to learn more about how to live sustainably and how to be apart of the solution.
- 2. **Greater access to recycling and garbage removal efforts are needed throughout the community.****
 - Improved recycling programs, increased access to waste receptacles, Community outreach/education and incentives would increase participation.
- 3. **Access to updated/ additional green spaces throughout the City.****
 - Participants stated the need for additional green spaces and for existing green spaces to be updated with better lighting, more accessible sidewalks/bike lanes, safer cross walks, and access to more waste receptacles.
- 4. **There are needs and concern's regarding active transportation and inadequate housing conditions, specifically in neighborhoods primarily occupied by people of color.****
 - Participants shared that neighborhoods primarily occupied by people of color are not as environmentally sustainable as other communities.

Appendix A: Summary Survey Results

Question 1:

The City should include environmental sustainability in its long-term planning.

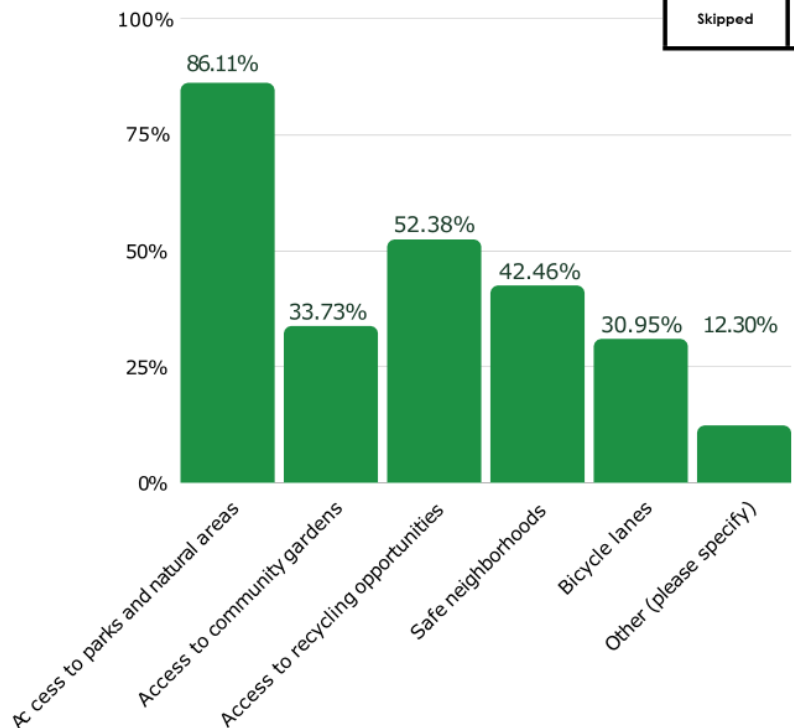


Answered	255
Skipped	0

SBY Sustainability

Question 2:

What do you currently appreciate about your neighborhood or community related to the environment? (Please select all that apply)



Answered	252
Skipped	3

SBY Sustainability

Question 2: Other (Please Specify) Comments

The majority of detailed responses (31) provided were consolidated into one of the five original answer choices. Responses that were not able to be categorized into the original answer choices are grouped below:

- **Access to farmers markets (3)**
- **Adequate garbage and waste removal (3)**
- **Inclusiveness and volunteer opportunities (3)**
- **Walkability and sidewalk access (3)**



SBY Sustainability

Question 3:

Answered	197
Skipped	58

What activities would you like the City to implement in order to support or improve environmental sustainability?

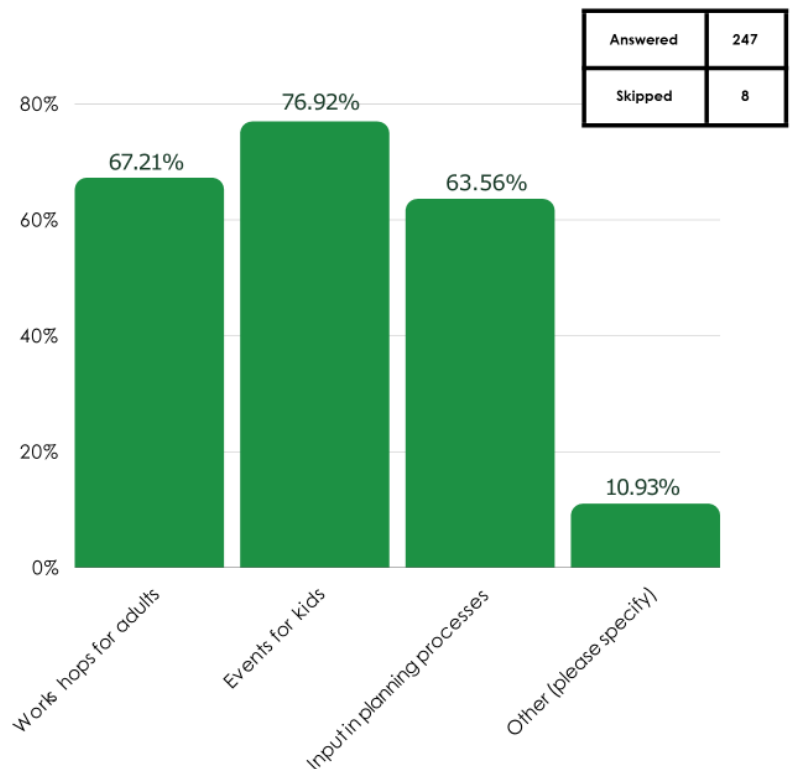
- **Improved Programs & Better Access for Recycling (including education) (63)**
- **Reduce littering through volunteer work and stricter penalties (24)**
- **Improved bike lanes and pedestrian paths (22)**
- **Access to composting opportunities (21)**
- **Renovate and create additional parks/green spaces (17)**

Question 3 Continued:

- Programs and directives to reduce emissions and runoff; focus on renewable energy (19)
- Access to educational/community engagement workshops (including youth) (18)
- Additional community gardens (15)
- Incentives for individuals participating in sustainability efforts (9)
- Reducing/discounting single use plastic bags (7)

Question 4:

What outreach or activities would you like to see to facilitate learning about environmental issues? (Please select all that apply)



Question 4: Other (Please Specify) Comments

The majority of detailed responses provided were consolidated into one of the following categories:

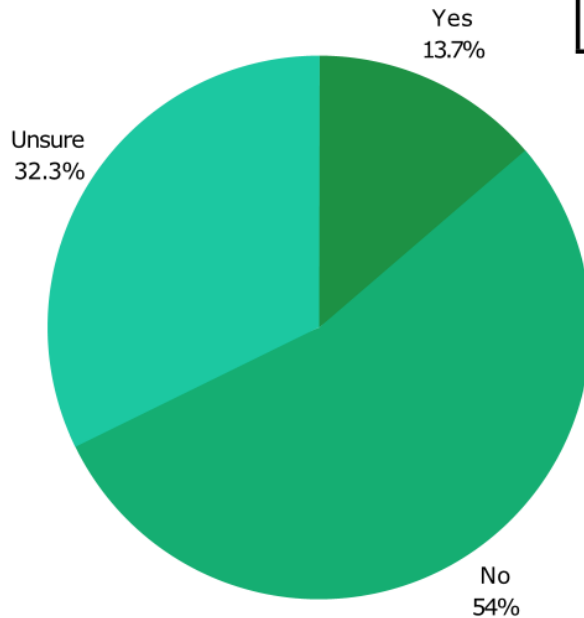
- Educational Community Outreach (11)
- Community Events for adults (7)



SBY Sustainability

Question 5:

In the City, are the living conditions in neighborhoods primarily occupied by people of color the same as other neighborhoods?



Answered	248
Skipped	7

SBY Sustainability

Question 5: If No or Unsure (Please Specify)

The majority of detailed responses provided were consolidated into one of the categories below.

- Inadequate housing conditions in minority neighborhoods (19)
- Lack of access and need for improvement to green spaces (15)
- Noted neighborhoods of concern: Church Street (11), Fitzwater Street (9), Lake Street (8), West Side (8), Booth Street (4).
- Lack of access to adequate bike lanes and side walks (14)
- Poor road conditions (6)
- Litter is more prevalent (6)
- Limited access to grocery stores (3)

Question 6:

Answered	255
Skipped	0

How much impact do the following neighborhood characteristics have in creating a sustainable healthy living environment for you and your community?

	No Impact	Low Impact	Neutral	Impact	High Impact
Bicycle lanes that add safety for those who use bicycles for transportation	6.69%	9.06%	23.23%	35.43%	25.59%
Sidewalks/ Crosswalks/ Safety signals for people who walk and use mobility services such as wheelchairs	0.78%	3.53%	7.84%	33.33%	54.51%
Access to grocery stores, neighborhood markets or farmers markets, and other affordable fresh food options	0.78%	1.57%	7.06%	27.06%	63.53%
Access to safe and healthy housing	1.18%	3.15%	11.02%	16.93%	67.72%
Access to parks and spaces within nature	1.18%	1.18%	7.45%	32.55%	57.65%
Feeling safe at parks and outdoor public facilities	1.18%	3.14%	4.71%	19.61%	71.37%

Question 7:

How much impact do the following neighborhood and environmental characteristics have on you and/ or your community in sustaining a healthy living environment?

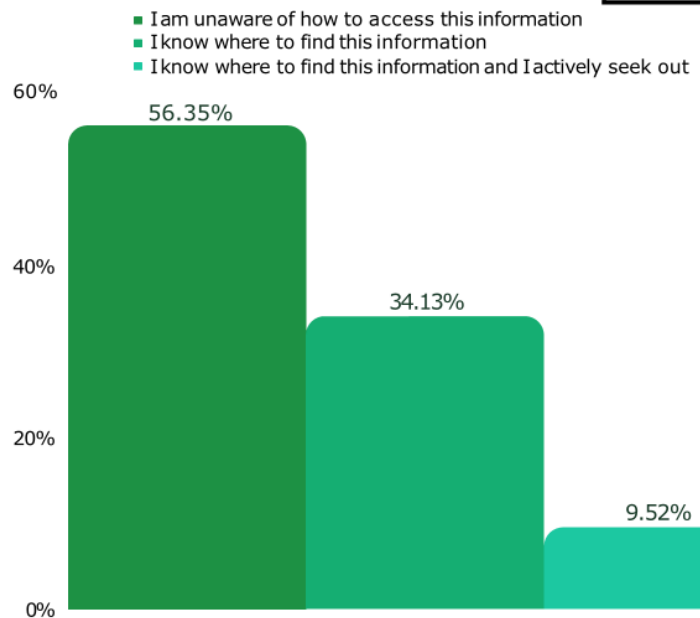
Answered	255
Skipped	0

	No Impact	Low Impact	Neutral	Impact	High Impact
Living in and/or near flood-prone areas	7.45%	9.02%	20.39%	35.69%	27.45%
Not feeling safe at parks and facilities	1.99%	11.16%	9.16%	35.46%	42.23%
Fumes, Noise, or pollution from industrial businesses or gas stations	7.06%	10.98%	12.16%	30.59%	39.22%
Rising temperatures and an increasing number extreme heat days	6.30%	7.87%	16.54%	33.46%	35.83%
Unsafe or unhealthy conditions in homes such as lead paint or mold	10.20%	9.80%	12.55%	32.16%	35.29%
Trash that is not disposed of properly (litter)	1.97%	5.91%	7.48%	37.40%	47.24%

Question 8:

I know where to find information about City proposals and decisions affecting residents.

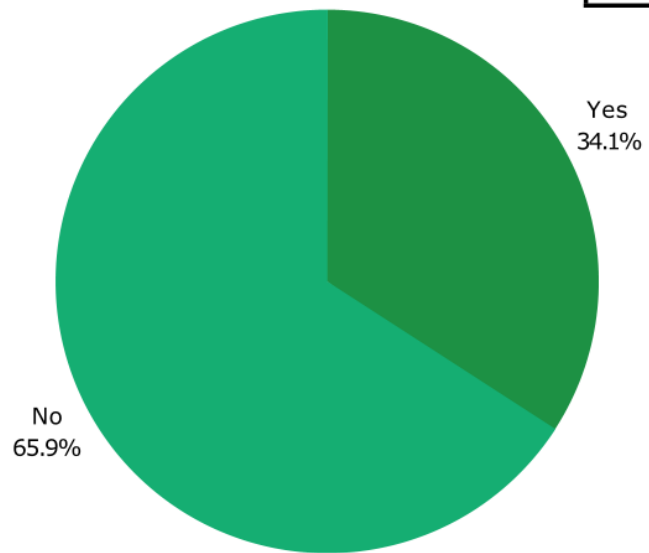
Answered	253
Skipped	3



Answered	252
Skipped	3

Question 9:

Have you ever attended a City meeting?

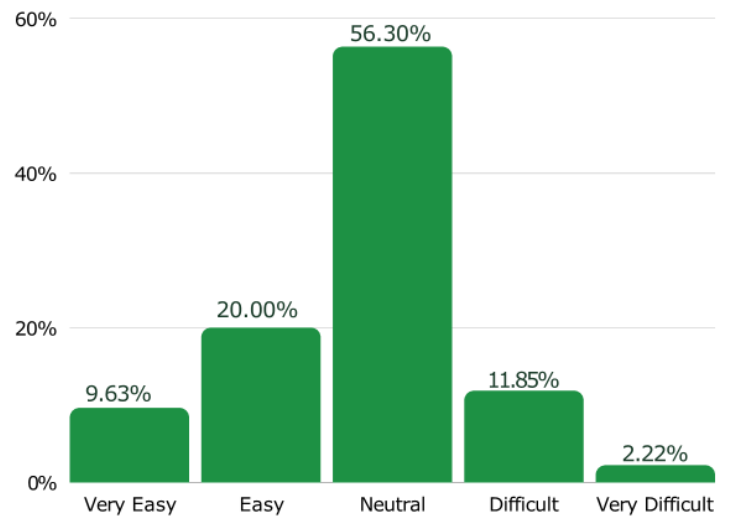


SBY Sustainability

Answered	135
Skipped	120

Question 10:

If yes, do you find it easy to participate in City meetings?



SBY Sustainability

Question 11:

Answered	90
Skipped	165

Is there anything else related to environmental sustainability that you would like to share with the City?

- **Needs and concerns regarding active transportation need to be addressed (11)**
- **Improvement of recycling efforts (11)**
- **Better education and opportunity for community involvement in environmental sustainability efforts (9)**
- **Efforts for alternate and/or renewable energy implementations (7)**
- **Inclusion of minority, individuals with disabilities and those in underserved communities in sustainability efforts (5)**

Question 11:

Answered	90
Skipped	165

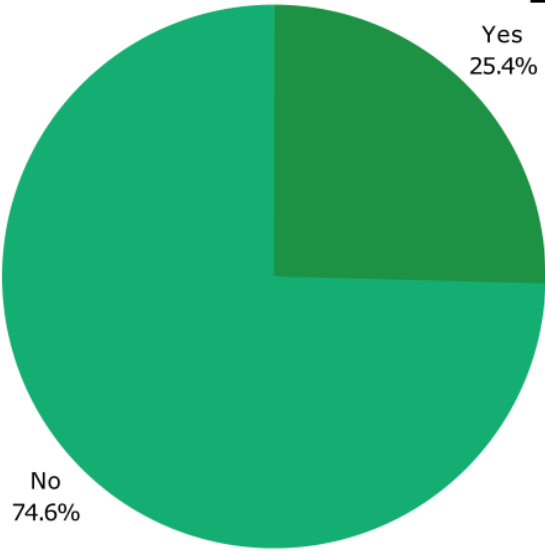
Is there anything else related to environmental sustainability that you would like to share with the City?

- **Pollution and chemical run off into natural water ways (4)**
- **Reduction of pollution and emissions (including lawn care equipment, light, noise) (4)**
- **Improvement in public transportation (4)**
- **The prominence of litter and the need for increased waste receptacles and signage (4)**
- **Addressing the Housing & Neighborhood Beautifications and Improvements (3)**

Answered	252
Skipped	3

Question 12:

In 2020, the Mayor convened an Environmental Policy Task Force to set recommendations for actions the City should take to become a more resilient community. Are you familiar with this report? You will find a link to the report at the end of the survey.



SBY Sustainability

Survey Respondents



Female	60.57%
Male	36.99%
Prefer not to answer	1.63%
Other (specify)	0.81%

Wicomico County



Female	52.5%
Male	47.55%

(US Census Bureau, 2020)

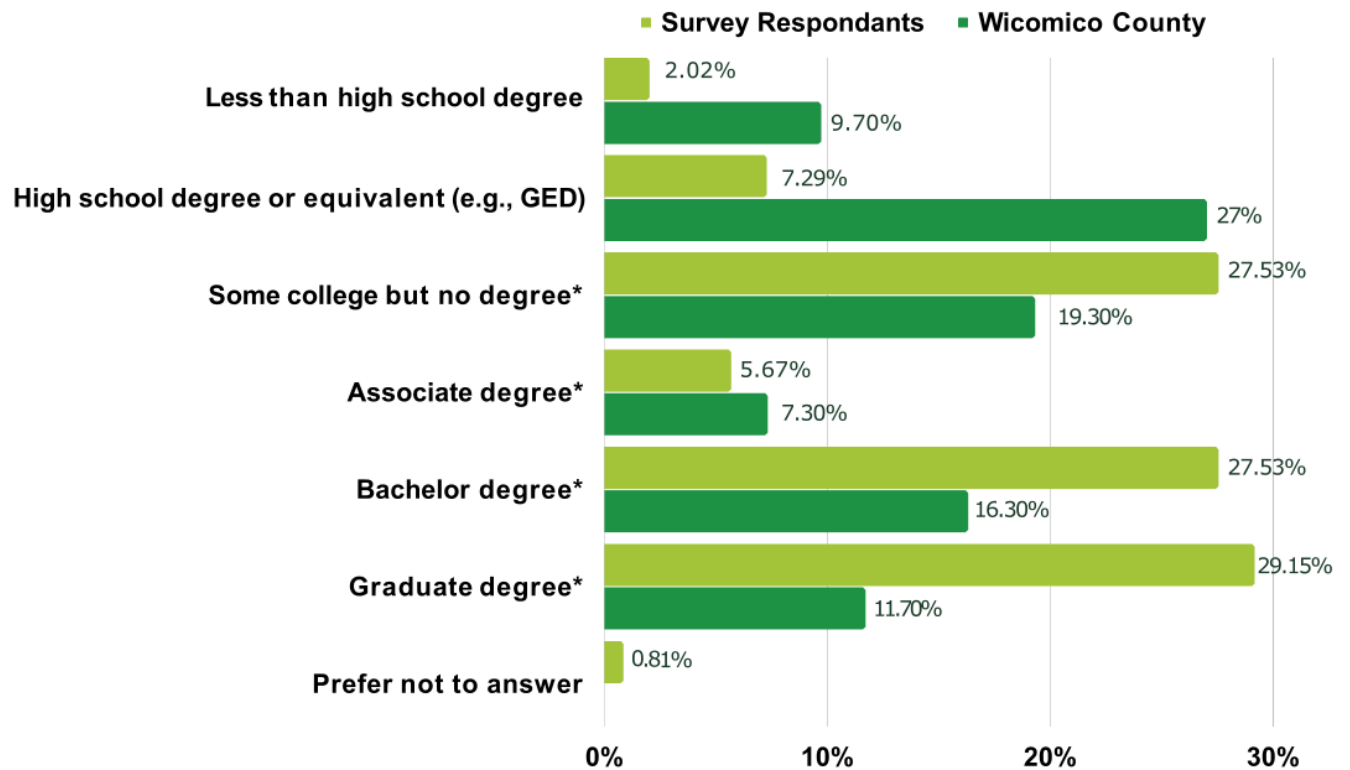
Survey Respondents

17 or younger	2.44%
18-20	15.04%
21-29	29.27%
30-39	12.20%
40-49	8.54%
50-59	13.01%
60 or older	17.89%
Prefer not to answer	1.63%

Wicomico County

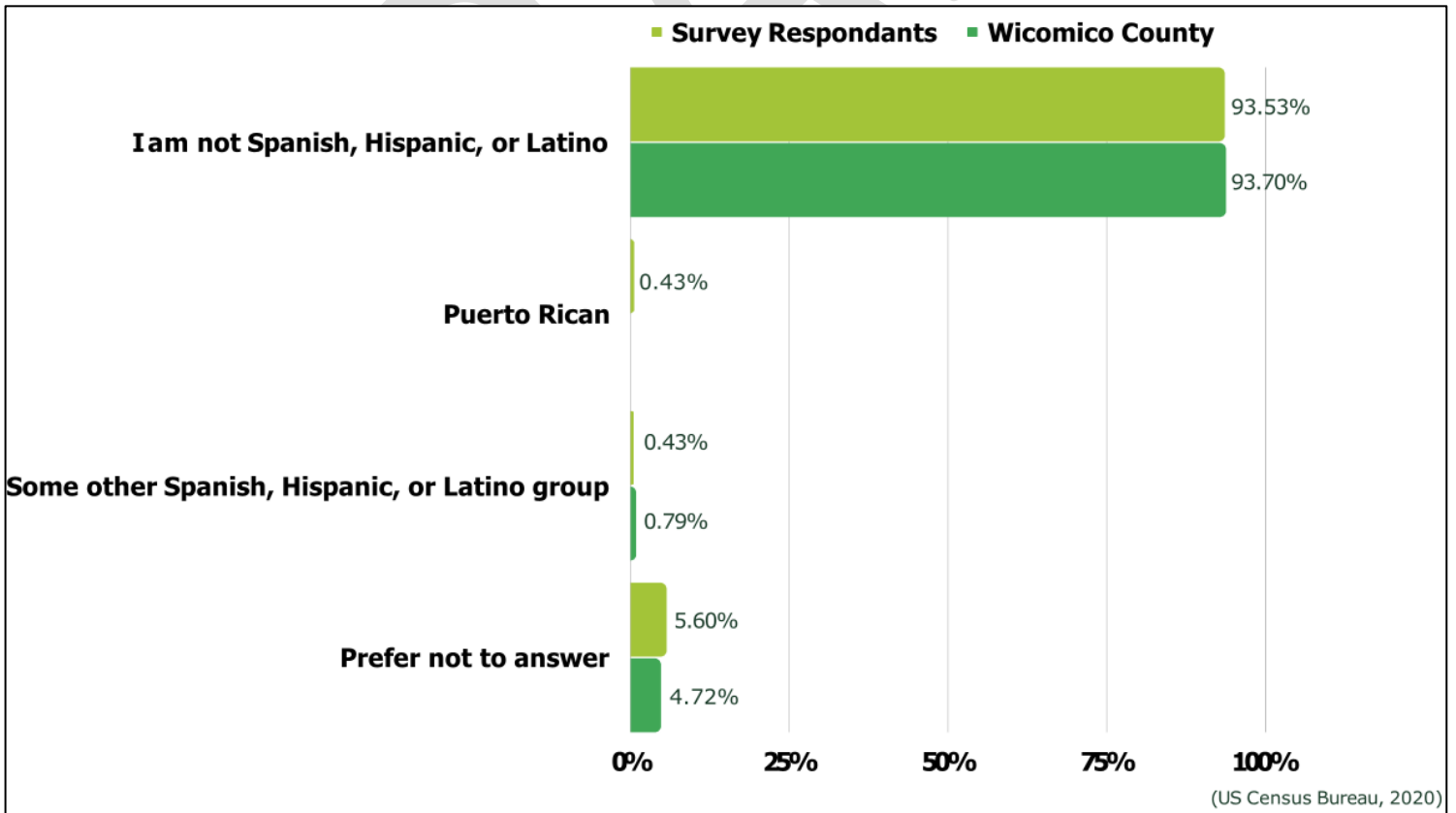
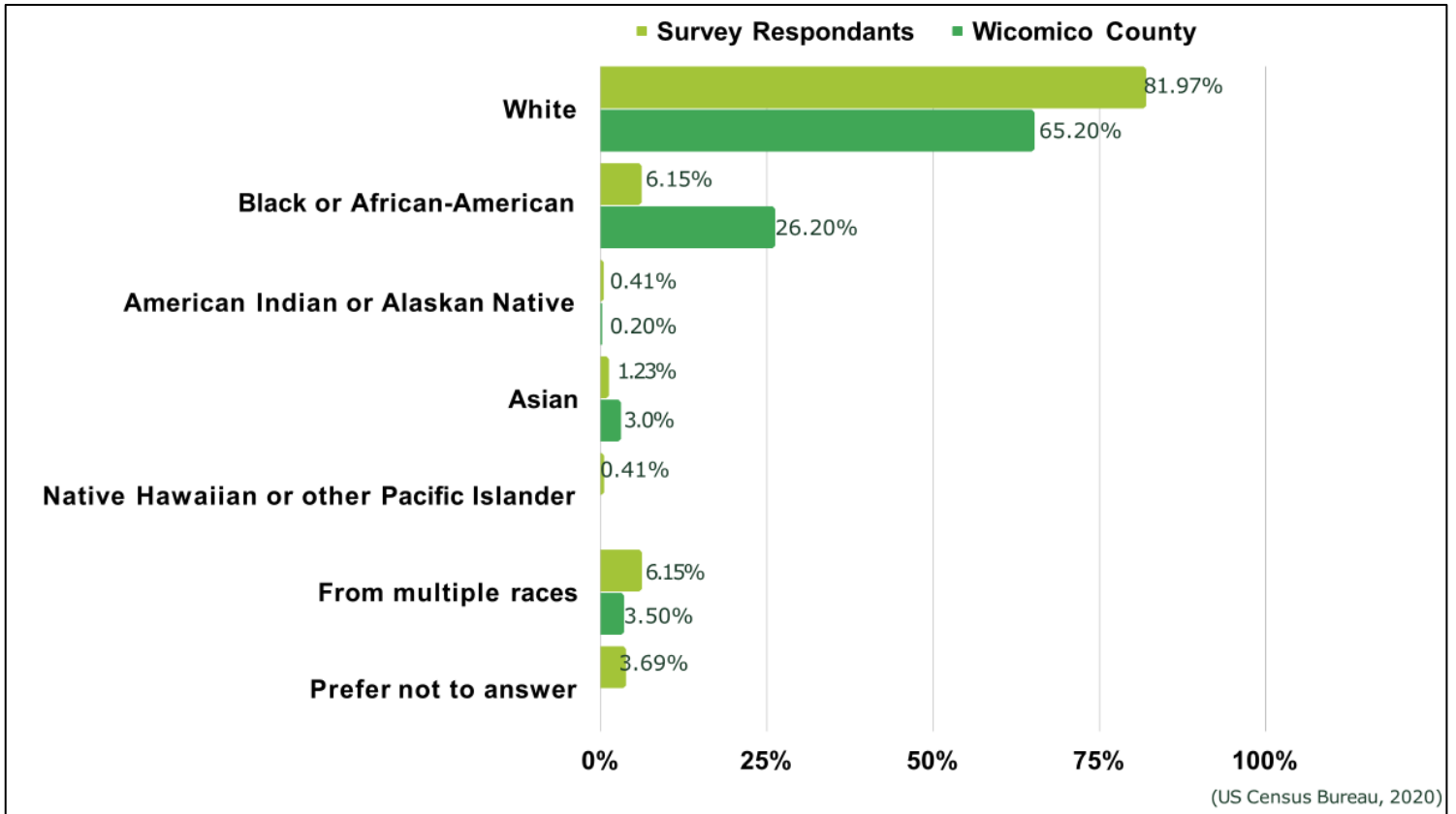
15-19	10.8%
20-24	12.1%
25-34	15.2%
35-44	13.1%
45-54	14.1%
55-59	8.6%
60-64	7.1%
65-74	11.2%
75-84	5.7%

(US Census Bureau, 2020)



(US Census Bureau, 2020)

*Note these data points are only available from the Census Bureau for the population 25 years and older.



How long have you lived in the City of Salisbury?

I have always lived in the City	6.91%
I have lived in the City for more than 5 years	27.24%
I have lived in the City for 1- 5 years	28.05%
I have lived in the City for less than 1 year	5.69%
I am a resident from a surrounding county (Somerset, Wicomico, or Worcester)	19.92%
Prefer not to answer	2.44%
Other (please specify)	9.76%
Other responses included two major categories: Former long term resident that moved to surrounding county and SU Students	6.10%

DRAFT

Appendix B: Focus Group Questions

Focus Group Questions Salisbury Sustainability

The City of Salisbury Maryland is working to make our community a more environmentally friendly and sustainable place by improving the health and well-being of its current and future residents. The City would like your feedback on the questions below. Your responses will be used by the City in aggregate. If there is anything that is preventing you from having a happy, healthy, or sustainable life this is the time to tell the City.

In answering the questions, please use the following definition for "sustainability":

Environmental sustainability seeks the use and preservation of natural resources in a way that protects global ecosystems, improves human well-being, and strives for social equity.

1. Do you consider the City of Salisbury an environmentally sustainable community? Why or Why Not?
2. What would make the City more environmentally sustainable?
3. What type of impact(s) do sidewalks, crosswalks, and safety signals have in creating a sustainable living environment for you and/or your community?
4. Do you find it easy access to grocery stores, neighborhood markets, and other fresh foods in the City of Salisbury? Why or Why Not?
5. Are there specific areas in the community that are more prone to litter?
 - a) Where in the community do you notice litter?
6. What would encourage you to use fewer single use plastic bags when shopping?
7. Would you support retailers, restaurants, and other local establishments in moving away from single-use plastic bags?
8. Are there any sustainability projects or initiatives that you would like to see in the City of Salisbury?
 - a) Do any surrounding areas or places you've visited implement these types of project or initiatives (that you know of)?
9. What types of opportunities would you find useful to learn more about environmental issues?