

RESOLUTION NO. 2813

A RESOLUTION OF CITY OF SALISBURY, MARYLAND DESIGNATING THE CITY OF SALISBURY AS A BEE CITY USA AFFILIATE.

WHEREAS, the mission of BEE CITY USA is to galvanize communities to sustain pollinators, responsible for the reproduction of 90% of the world's wild plant species, by providing them with healthy habitat, rich in a variety of native plants and free to nearly free of pesticides; and

WHEREAS, due in part to the tremendous diversity of wild native bees, along with the honey bees that were brought to the United States from Europe in the 1700s, we have very diverse dietary choices rich in fruits, nuts, vegetables, and even dairy products-one in every three bites of food we eat is courtesy of insect pollination; and

WHEREAS, bees and other pollinators have experienced population declines due to a combination of habitat loss, use of pesticides, and the spread of pests and diseases; and

WHEREAS, pollinator-friendly communities can benefit local and regional economies through healthier ecosystems, increased vegetable and fruit crop yields, and increased demand for pollinator-friendly plant materials from local nurseries and growers; and

WHEREAS, ideal pollinator-friendly habitat;

- Provides diverse and abundant nectar and pollen from plants blooming in succession throughout the growing season;
- Provides water for drinking, nest-building, cooling, diluting stored honey, and butterfly puddling;
- Provides undisturbed spaces (leaf and brush piles, un-mowed fields or field margins, fallen trees and other dead wood) for nesting and overwintering for wild pollinators
- Is pesticide-free or has pesticide use carried out with least ill effect on pollinators;
- Is comprised of mostly, if not all, native species of annual and perennial forbs, grasses, vines, shrubs, and trees in landscapes because many wild pollinators prefer or depend on the native plants with which they co-adapted;
- Includes, where possible, designated pollinator zones in public spaces with signage to educate the public and build awareness; and,
- Provides for safe and humane removal of honey bees when required.

WHEREAS, supporting pollinators foster environmental awareness and sustainability, and interactions among community stewards, backyard beekeepers, farmers, children, educators, Master Gardeners, local businesses, faith-based organizations, and nature-related organizations; and

WHEREAS, in order to enhance understanding among local government staff and the public about the vital role that pollinators play and what each of us can do to sustain them, the City of Salisbury chooses to support and encourage pollinator habitat creation and enhancement on both public and private land; and

WHEREAS, City of Salisbury should be certified a BEE CITY USA community because:

- The City parks will be free of pesticides.
- The City will promote pollinator friendly policies
- To the best of its ability, the City will keep in mind BEE CITY USA for future decisions of herbicide use in the City.


NOW, THEREFORE, BE IT RESOLVED that the Council of the City of Salisbury resolves as follows:

1. The City of Salisbury Advisory Committee is hereby designated as the BEE CITY USA sponsor.
2. The Project Engineer of City of Salisbury is designated as the BEE CITY USA liaison.
3. Facilitation of the City of Salisbury BEE CITY USA program is assigned to the Bee Keepers Association Committee.
4. The Bee Keepers Association Committee is authorized to, and should:
 - a. Celebration: Annually celebrate National Pollinator Week or some other appropriate occasion with educational events, pollinator habitat plantings or restoration, proclamations or promotions that showcase the City of Salisbury commitment to enhancing pollinator health and habitat.
 - b. Publicity & information: Install and maintain at least one authorized BEE CITY USA street sign in a prominent location, and create and maintain a webpage on the City of Salisbury website this includes, contact information for the Bee Keepers Association Committee and reports of the pollinator-friendly activities the community has accomplished throughout the previous year(s).
 - c. Habitat: Develop and implement a program to create or expand pollinator-friendly habitat, which can include, but is not limited to:
 - i. Identification and inventory of City real property that can be enhanced with pollinator-friendly plantings.
 - ii. Creation of a recommended locally native species list to include forbs, grasses, vines, shrubs, and trees, and a list of local suppliers for those species.
 - iii. Dissemination of informational and educational materials to the public.
 - iv. Tracking annual area of pollinator habitat created or enhanced by square footage and/or acreage.
 - d. Policy: Establish, through the City, a policy in the SALISBURY BEE CITY USA PLAN of the City's Comprehensive Plan to acknowledge and commit to the BEE CITY USA designation.


- e. Plan Review: Review the SALISBURY BEE CITY USA PLAN and other relevant documents to review and practices as they relate to pollinator conservation, identify appropriate locations for pollinator-friendly plantings, and consider other appropriate measures.
- f. Renewal: After completing the first full year as a BEE CITY USA affiliate, each January, apply for renewal of the City of Salisbury's BEE CITY USA designation following the format provided by BEE CITY USA, including a report of the previous year's BEE CITY USA activities, and paying the renewal fee based on City of Salisbury's population.

THIS RESOLUTION was introduced and duly passed at a meeting of the Council of the City of Salisbury, Maryland held on February 12, 2018 and is to become effective immediately upon adoption.

ATTEST:




Kimberly R. Nichols
CITY CLERK




John R. Heath
PRESIDENT, City Council

APPROVED by me this 14th day of FEBRUARY, 2018



Jacob R. Day
MAYOR, City of Salisbury




To: Julia Glanz, City Administrator
From: Amanda Pollack, P.E., Director of Infrastructure and Development
Date: February 7, 2018
Re: Resolution Bee City USA

The Sustainability Advisory Committee partnered with the City of Salisbury Zoo have been working diligently on achieving the designation as a BEE CITY USA affiliate. As part of the BEE CITY USA affiliation a resolution was required to be created and approved. The resolution entails what goals the City could commit in aiding the ideal pollinator-friendly habitat. The Sustainability Advisory Committee supports the BEE CITY USA designation requirements and have addressed all items required. The attached resolution outlines the minimum requirements the City could achieve with BEE CITY USA approval.

Unless you or the Mayor has further questions, please forward a copy of this memo to the City Council.

BEE CITY USA® Program Mobilizes Communities for Pollinator Conservation



Launched in 2012, the goal of Bee City USA is to promote healthy, sustainable habitats and communities for bees and other pollinators, responsible for the reproduction of 90% of the world's wild plant species and one in every three bites of food we eat. Cities and counties may become certified by completing an application and adopting a resolution that includes a set of commitments explained below. See the growing list of affiliates at www.beecityusa.org/current-bee-cities.html.

We define pollinator-friendly habitat as that which includes diverse and abundant nectar and pollen, mostly from locally native wildflowers, shrubs and trees. In addition, the habitat should be pesticide-free or have pesticide use carried out with least ill effects on pollinators. When possible, it should be marked with educational signage.

Commitments required for certification:

- Identify a permanent citizens' committee managed by either the city or county government or a non-profit organization to engage the community in an ongoing dialogue about protecting pollinators. (Designate a local government department as a committee sponsor.)
- Annually celebrate with a proclamation and public activities.
- Acknowledge Bee City USA certification through signage and web-links.
- Annually apply for recertification, reporting on accomplishments of the previous year.
- Pay modest application & recertification fees—For the first four years Bee City USA did not charge application or recertification fees. While, like all non-profits, Bee City USA raises funds from individuals, foundations, corporations and other sources, modest application and annual certification fees assist with basic operational funding.

Benefits for cities certified as a Bee City USA include:

- Credibility for local government and grassroots pollinator conservation efforts.
- Institutionalization of the local government's and community's commitment.
- Paves the way for widespread collaboration to establish and maintain healthy pollinator habitat on public and private land.
- Participation in a national network of communities committed to healthy pollinators.

Becoming a Bee City USA affiliate improves:

- Local food production through expanded pollination. More than 150 food crops depend on pollinators, including blueberries, apples, squash, strawberries and almonds.
- Local plant nursery markets by increasing demand for native, pesticide-free plants.
- Habitat for all wildlife, particularly birds, 90% of which feed insects to their young.



Becoming a Bee City USA raises community awareness of:

- How our food grows.
- The dangers of non-native invasive plants to the local ecosystem.
- More sustainable, least toxic ways to deal with home and garden pest problems.
- Seasonality in the local environment.

Want to learn more? Go to beecityusa.org



INITIAL APPLICATION INSTRUCTIONS

Thank you for your interest in conserving pollinators and enhancing our planet's resilience!

Our Mission

To galvanize communities to sustain pollinators, responsible for the reproduction of 90% of the world's wild plant species, by providing them with healthy habitat, rich in a variety of native plants and free to nearly free of pesticides.

How the BEE CITY USA® Certification Program Works: Step-by-Step

1. **(Applicant)** Email a completed, signed application (form below) with draft resolution (template provided) to beecityusa@gmail.com with "APPLICATION" in the subject line, and mail a check for the application fee to BEE CITY USA, 34 Courtland Avenue, Asheville, NC 28801. Note: Businesses, civic groups, and local government departments are often willing to pay the application fee. The fee helps BEE CITY USA engage communities across the nation in enhancing pollinator habitat and is based on a sliding scale keyed to your community's population:

<u>Population</u>	<u>Initial & Annual Fee</u>
<4,999	\$100
5,000-9,999	\$150
10,000-24,999	\$200
25,000-49,999	\$300
50,000-99,999	\$400
100,000-249,999	\$500
250,000-499,999	\$750
500,000-999,999	\$1,000
>1,000,000	\$1,500

2. (BEE CITY USA) We will notify you of any further needs or adjustments. Upon a favorable review, we will place your application in PENDING APPROVAL status and notify you. Our goal will be to synchronize the social media announcement process with the adoption of your resolution.
3. **(Applicant)** Once your community passes the resolution, send a signed electronic copy to us, noting any changes to the draft you submitted with your application.
4. (BEE CITY USA) After reviewing your adopted resolution, we will promptly request any clarification necessary, and given a satisfactory response, formalize your status as APPROVED by email, add your community to the list of certified Bee City USA affiliates on our website, and send artwork to produce your BEE CITY USA street sign(s). Affiliates are referred to as "Bee City USA [your community name here]".
5. **(Applicant)** Keep BEE CITY USA apprised of your news, questions or needs. Each January after you have been certified at least twelve months, email BEE CITY USA an annual renewal application, including a report of activities from the previous year and mail BEE CITY USA an annual renewal payment (based on the fee schedule above) to help support the program's administration and maintain your status. (Note: All photographs submitted to BEE CITY USA will be used for promotional and educational purposes without compensation.) Enjoy the benefits of belonging to a network of communities taking a stand for pollinators and serving as resources to one another!

Bee City USA is an independent 501(c)(3) non-profit organization.

Questions? Contact Phyllis Stiles, Director, BEE CITY USA at beecityusa@gmail.com.



APPLICATION

Please email this completed application with draft resolution to beecityusa@gmail.com with "APPLICATION" in the subject line and mail a check for the application fee to:
BEE CITY USA, 34 Courtland Avenue, Asheville, NC 28801.

A) APPLICANT INFORMATION

APPLICANT ENTITY _____ (Incorporated Town, Township, City, Village or County)

POPULATION _____ / **APPLICATION FEE** _____

APPLICANT [person completing form and facilitating proposed BEE CITY USA program]

Name _____

Title _____

Organization/Department _____

Address _____

City/State/Zip _____

Phone _____

Email _____

SPONSORING DEPARTMENT _____

[City and/or County Department serving as interface between BEE CITY USA and City and/or County.]

CITY OR COUNTY LIAISON [Employee representing City/County Department serving as interface between BEE CITY USA and City and/or County.]

☐ Check here if same as Applicant

Name _____

Title _____

Department _____

Address _____

City/State/Zip _____

Phone _____

Email _____

MEDIA CONTACT FOR YOUR BEE CITY USA NEWS, IF NOT APPLICANT OR CITY/COUNTY LIAISON

☐ Check here if same as Applicant

☐ Check here if same as Liaison

Name _____

Title _____

Department _____

Address _____

City/State/Zip _____

Phone _____

Email _____

MAYOR OF CITY OR CHAIR OF COUNTY COMMISSION (I.E. Applicant's highest elected official)

Name _____

Title _____

Email _____

B) COMMITMENTS AND ACTIONS

I/we, the undersigned, understand that the BEE CITY USA program consists of commitments outlined in the Bee City USA resolution, and that we are taking the indicated actions to support those commitments:

1: Adopt BEE CITY USA resolution following template provided by BEE CITY USA.

☐ Draft Resolution (with exact language to be voted on) is attached.

☐ The Resolution is scheduled for approval on _____ (date).

2. Assign BEE CITY USA facilitation responsibilities to a new or existing committee managed by either the City and/or County or a non-profit organization, as outlined in BEE CITY USA resolution.

The committee should invite broad-based community involvement in your quest to make your community as pollinator-friendly as possible. Ideally, in addition to representatives of city/county departments and members of garden clubs and service groups, committees should include experts in volunteer engagement, native plants, invasive exotic plant removal, pollinators (wild bees, honey bees, butterflies, monarch butterflies, etc.), and least toxic integrated pest management. The committee should have a chair, vice chair, and secretary to take minutes and other officers as needed. Facilitation responsibilities are listed in the resolution template.

Name of committee _____

Date committee was first convened: _____

Meeting schedule (weekly, monthly quarterly...) _____

List of committee members (use additional sheet if necessary; Excel format preferred)

NAME	AFFILIATION OR EXPERTISE	EMAIL ADDRESS

C) SIGNATURES

APPLICANT:

Signature: _____

Name: _____

Date: _____

CITY AND/OR COUNTY LIAISON (IF DIFFERENT FROM APPLICANT):

Signature: _____

Name: _____

Date: _____

Together, we can make a difference

Our goal is to, together, make a difference in reversing the threat currently facing pollinators around the world.

Bee City USA fosters ongoing dialogue in urban areas to raise awareness of the role pollinators play in our communities and what each of us can do to provide them with healthy habitat.

The Bee City USA program endorses a set of commitments, defined in a resolution, for creating sustainable habitats for pollinators, which are vital to feeding the planet.

Incorporated cities, towns, counties and communities across America are invited to make these commitments and become certified as a Bee City USA affiliate.

A decline that is simply unsustainable

Honey bees' "Colony Collapse Disorder" brought the issue to global attention, but all pollinators are facing troubling threats and many are decreasing at alarming rates.

1 in every 3 bites of food we eat is courtesy of insect pollination. Equally important, 90% of all wild plants and trees rely on pollinators for the survival of their species. Not surprisingly, in 2007 when honey bee colonies started disappearing, later dubbed "Colony Collapse Disorder," beekeepers and non-beekeepers alike became very concerned. While less is known about native bees and other pollinators, we do know that entire species are disappearing at alarming rates as they battle most of the same enemies as honey bees--loss of habitat essential for food and shelter, diseases and parasites, and inappropriate pesticide use.

U.S. honey bee populations (introduced to North America by colonists in the 1600s) are declining at a stunning annual rate of 44% or more. While honey bees may be more appreciated because we enjoy the honey and wax they produce and they can be moved to blooming crops for pollination services, the thousands of native bee species--bumble, mining, mason, sweat, alkali, orchard, carder, leafcutter, carpenter, long-horned, squash, sunflower, digger, etc.--also have been declining at alarming rates, and in some cases, going extinct.

Create, enhance, and connect habitat

Plants & pollinators have been collaborating for millions of years.

If you plant a wide diversity of native plants, a wide diversity of pollinators will come.

Before you get started

Before you get started on the specifics of sourcing your native plant list and finding a local nursery, assess what's good about a landscape (small or large) and what can be improved.

Is there a rich diversity of locally native plants?

- Are there natural, undisturbed areas where pollinators can nest in the ground or in dead trees or plant stems?
- Is there a water supply?
- Are harmful insecticides, fungicides or herbicides being used in the area or near the area targeted?
- Are there undesirable exotic invasive plants?
- Whatever the case, build on what you have before eliminating all plant life and starting over.

Creating a pollinator playground

- Gradually replace exotic, and/or non-native invasive plants with natives.
- Avoid pesticide use and source plants from nurseries that do not treat plants with neonicotinoid pesticides, which permeate the entire plant and remain active for as much as years. (Some stores label their plants "bee-friendly" even though they were grown from plants treated with "neonics.")
- Provide a continuous succession of flowers from spring to fall to avert famine for pollinators.
- Plant larval host plants for butterflies and moths.
- Leave undisturbed areas for nesting sites--ground nests and otherwise.
- Provide a clean water source nearby.

If you want to make honey bees really happy, (introduced by European colonists) plant one flower species in 3' circular-ish masses so that honey bees flying at 15 miles / hour will notice them and can forage among them efficiently.

Key terminology

“Native” can mean many things to different people, so here are some key terms when referring to pollinator habitat:

- Native: A species that existed prior to European settlement of the Americas.
- Ecotype: A native species found in a defined area, state or region.
- Naturalized: A species not native to a certain area that grows, reproduces and maintains itself without interference.
- Variety: A subdivision of a species having a distinct, consistent, though often inconspicuous difference.

Definitions from Ernst Seeds

Step 1: Which plants are pollinator-friendly in my region?

The best way to start custom pollinator-friendly plant list is by downloading a free planting guide for your ecoregion from The Pollinator Partnership.

pollinator.org/guides.htm

The Xerces Society offers helpful, but less detailed, lists by region that have more common plants. In both cases, the regions are fairly large, so a particular species may not actually be native to your specific area.

xerces.org

The Pollinator Partnership also has a free phone app ("Bee Smart") to help you when you're at the nursery.

Their guides list strictly native plants and are rich with details – common name, scientific name, bloom time, height, bloom color, cultural needs (moisture, sun).

Step 2: Which plants are native to my county?

There are some excellent websites for further localizing your list (verifying a species is local to your county or adding other species not on the Pollinator Partnership or Xerces lists). You can search by common or scientific plant names. As a reference tool, you should start with the "Advance Search" option on the USDA online Plants database. As filters, choose your state, then your county, then "native," to generate a list of all [documented] plants native to your county. Download the list into a word processing or spreadsheet document for safekeeping. If you'd like to make notations about plants in the future, a spreadsheet format is probably best, to allow sorting by various filters. For example, you might like to sort the plants by their bloom time. Now, whenever you consider any plant, you can refer

to this list to determine whether it is truly native to your county. (Granted, these lists are probably not exhaustive.)

plants.usda.gov/checklist.html

To search for a specific plant, indicate whether you are searching by common name or scientific name. The USDA site provides everything from photos to synonym names to plant fact sheets that describe hardiness zones. Plant names are spelled in several ways, so try changing the spelling a bit if your plant doesn't show results. (For example, Joe-pye weed got no results, but Joe pye weed did.) If you search "buttonbush" (common name) in North Carolina, you can scroll down below the map of the US showing its distribution area, and learn where it is native. It indicates that the common buttonbush (*Cephalanthus occidentalis*) is native throughout the eastern United States and Canada, while another species of the same genus, Mexican buttonbush, is only native to Texas. If you click on "native species" (link is below the US map), you can click on your state to see which counties the plant is native to, and discover that the common buttonbush is, in fact, not native to every county in every state for which it is listed as native.

NatureServe also has a helpful database. There you can look up a species and find its ecological association with other plants.

natureserve.org

Another great site, the Lady Bird Johnson Wildflower Center even tells you about plants' pollinators and lets you filter lists by bloom month. The "Wildflower" name is a misnomer as they also cover shrubs and trees. In addition to lists recommended for each state (with no preference for pollinator-friendliness), under their "Recommended Species List" link, you'll find links to ready-made lists provided by the Xerces Society highlighting plants of special value to native bees, bumble bees, honey bees, and butterflies and moths. However, they are not specific to a location.

wildflower.org/explore/

Most states have universities and/or native plant societies that study native flora, and they, too, have helpful websites.

Step 3: What will thrive in my flower bed?

Now that you have your list of native plants in your region, you can begin to create a shortlist of what plants will thrive in your specific location. Depending on the sun and moisture availability and actual space limitations, you can narrow the list to which perennials, shrubs and trees might work where you want to plant them – i.e. in backyards, in downtown sidewalk strips, along roadways, in a park. Access to water, sun exposure, and frequency of planting or bloom periods are all factors that should be considered. This is when setting up your list as a spreadsheet with appropriate columns can make

customizing fairly easy by sorting and resorting the list to easily spot the plants that should grow well in a given situation.

Access to water, sun exposure, and frequency of planting or bloom periods are all factors that should be considered.

Step 4: Where can I buy these plants?

If you don't want to order plants online, determine whether the plants or seeds are available for purchase nearby by contacting native nurseries. You can find lists of native nurseries near you on the Lady Bird Johnson Wildflower Center website or on your state's native plant society website, or by doing a web search for native plant nurseries in your state. If you can't find a particular species, revisit your county's USDA Plants list to find other species in that genus that are native to your location, then search for more information about that plant(s) on the USDA or Ladybird Johnson sites to determine if you have a good substitute

Work with your local nurseries

Talking to your local suppliers is best to ensure your plan is not only feasible, but also the most sustainable based on local product supply.

Contact local nurseries in your region by phone or email to ensure the plants you're searching for are available for purchase.

Ask the nurseries to suggest any alternate species they carry based on your requirements and research thus far.

Become a sponsor

There is opportunity at every level for an organization to get involved – whether it be cause marketing with us, sponsoring a publication or event, or donations.

Please complete the form below to get in touch.

- Name :
- Email :
- Phone Number :
- Company or Organization :
- Title :
- Message :

Join the team

Bee City USA is a non-profit organization – we rely heavily on our volunteer network to help drive everything we do. Our bright, passionate and dedicated volunteers are the key to our program's impact.

People of all ages and different walks of life have joined our volunteer network and are helping drive change throughout the nation. There are infinite ways you can get involved even if your city, county or campus is not yet a Bee City or Bee Campus USA affiliate.

- Name :
- Email :
- Phone Number :
- City :
- State :
- How you want to get involved :