

AS AMENDED ON JUNE 12, 2017  
ORDINANCE NO. 2425

AN ORDINANCE OF THE CITY OF SALISBURY, MARYLAND TO SET FEES FOR FY 2018 AND THEREAFTER UNLESS AND UNTIL SUBSEQUENTLY REVISED OR CHANGED.

WHEREAS, the fees charges by the City are reviewed and then revised in accordance with the adoption of the Fiscal Year 2018 Budget of the City of Salisbury.

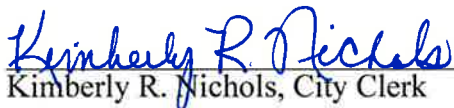
WHEREAS, the fees listed in the attached 2018 Fee Schedule, Exhibit 1, are an attempt to identify and list all fees, some of which are revised in accordance with the adoption of the Fiscal Year 2018 Budget of the City of Salisbury; and

WHEREAS, some of the fees may have been inadvertently omitted from the schedule, any existing fees not listed in the attached 2018 Fee Schedule shall remain as currently set forth in the Salisbury Municipal Code.

NOW, THEREFORE, BE IT ORDAINED AND ENACTED BY THE COUNCIL OF THE CITY OF SALISBURY THAT the fee amounts included in the attached Exhibit 1 – Fee Schedule - shall be adopted by the City of Salisbury and the amounts set forth therein shall supersede the corresponding fee amounts prescribed in the Salisbury Municipal Code until one or more of the said fees are subsequently amended.

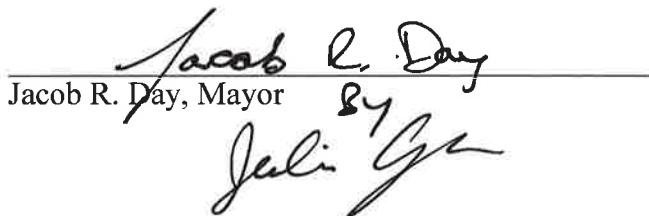

AND BE IT FURTHER ORDAINED AND ENACTED that this Ordinance was introduced at a meeting of the City Council held on 24 day of April, 2017 and duly passed at a meeting of the Council of the City of Salisbury, Maryland held on the 12 day of June, 2017 and is to become effective with bills dated October ~~July~~-1, 2017 and after.

ATTEST:

  
\_\_\_\_\_  
Kimberly R. Nichols, City Clerk

  
\_\_\_\_\_  
John R. Heath, President  
Salisbury City Council

APPROVED BY ME THIS 13 day of June, 2017.

  
\_\_\_\_\_  
Jacob R. Day, Mayor  
By 

## FY 2018 Fee Schedule

Licenses			
<b>Alarm Company</b>	75	Per year, Per Code 8.040.30	Police Dept
<b>Amusement</b>		Per Code 5.24.020	Internal Services
1-5 Machines	500	Per year	
6-10 machines	665	Per year	
11-15 machines	830	Per Year	
Greater than 15 machines	1,500	Per Year	
<b>Hawkers &amp; Peddlers</b>	50	Per year, Per Code 5.32.070	City Clerk
<b>Pool Table</b>		Per Code 5.48.020	Internal Services
1	10	Each	
Additional tables over 1	5	Each	
<b>Restaurant</b>	75	Per year, Per Code 5.52.060	Internal Services
<b>Theatre</b>	75	Per year, Per Code 5.60.040	Police
<b>Towing Company</b>			Police Dept
Application Fee	75		
License	75	Per Code 5.64.030	

Misc. Fees (by Finance )			
<b>Return Check Fee</b>	40		
Misc. Fees (by City Clerk)			
<b>Sale of Code Book</b>		Each, Set by Resolution, Per Code 1.04.080	
<b>Financial Disclosure Statement Late Fee</b>	20	Per day for 5 days, then \$10 per day up to max of \$250; Per Code 1.12.060	
<b>Circus or Horsemanship Event Fee</b>	75	Per day, Per Code 5.44.010	
<b>Other Exhibitions</b>	5	Per day, Per Code 5.44.010	
<b>Commercial Sound Truck Operation Fee</b>	1	Per Code 8.20.080	
<b>Filing Fee (Mayoral Candidates)</b>	25	SC-8	
<b>Filing Fee (City Council Candidates)</b>	15	SC-8	

Landlord Licenses and Other Misc. fees (by the HCDD Department)			
<b>Landlord License Fee 1<sup>st</sup> Year</b>	120	Per Code 15.26.050	
<b>Landlord License Unit Registration 1<sup>st</sup> Year</b>	120	Per Code 15.26.040	
<b>Landlord License Fee Renewal</b>		Per Code 15.26.040	
if paid by March 1st	60		
if paid 3/2 - 7/1	125		
if paid > 7/1	255		
<b>Landlord License Unit Registration Renewal</b>		Per Code 15.026.050	
if paid by March 1st	60	per unit	
if paid 3/2 - 7/1	125	For first unit plus \$88 for each additional unit	
if paid > 7/1	255	For first unit plus \$96 for each additional unit	
<b>Administrative Fee for Fines</b>	100		
<b>Fore Closed Property Registration</b>	25	Onetime fee, Per Code 15.21.040	
<b>Re-inspection Fee</b>	100	On each citation, Per Code 15.27.030	
<b>Vacant Building Registration</b>	200	Per year, Per Code 15.22.040	
<b>Historic Application Fee</b>	25		
<b>Change in Occupancy Fee</b>	50	Per Code 17.12.030	
<b>Change in Use Fee</b>	200	Per Code 17.12.030	

## FY 2018 Fee Schedule

Waste Disposal and Water/Sewer Misc. Fees (by Public Works)		
Trash Service	36	Per quarter, Per Code 8.16.090
Bulk Trash Pick up	25	For three items, additional amounts for specific items, Per Code 8.16.060
Trash Cans	74	Per can (plus \$4.44 tax), Per Code 8.16.060
Water & Sewer Admin Fee (Late Charge)	40	Per occurrence, Per Code 13.08.040
Water Turn On fee for Unpaid Bills	80	For after hours, Per Code 13.08.040
Water Meter Reading Fee	25	Per request, Per Code 13.08.030
Water Turn On Fee	20	Per request, Per Code 13.08.040
Fire Service	746	Annually per property, Per Code 13.08.050
Meter Test	40	Per request, Per Code 13.08.030
Water and Sewer Services		See Water Sewer Rate Ordinance, Quarterly, Per Code 13.08.130-13.12.090

WWTP Pretreatment Program Fees (by Public Works)		
<b>Significant Industrial Users: (Per Code 13.12.110)</b>		
IA discharges flow $\geq$ 5% of WWTP flow	8,700	30 units
IB discharges flow $\geq$ 50,000 gpd	7,250	25 units
IC categorical user which discharges	5,800	20 units
ID discharges flow $\geq$ 25,000 gpd	4,350	15 units
IE categorical user which does not discharge	2,900	10 units
<b>Minor Industrial Users: (Per Code 13.12.110)</b>		
IIA-1 discharges flow <sup>3</sup> 5,000 gpd or hospitals, campus	2,030	7 units
IIA-2 discharges flow <sup>3</sup> 5,000 gpd or light industry, hotels	1,450	5 units
IIB discharges flow <sup>3</sup> 1,000 gpd or fast food, large restaurants, large garages	580	2 units
IIC discharges flow 500 - 1,000 gpd or small restaurants, small garages	435	1.5 units
IID discharges flow <sup>3</sup> 500 gpd or restaurants that are carry out only no fryer	290	1 unit
IIE photographic processer which discharges silver rich wastewater	290	1 unit

*Pretreatment fees are an annual fee, invoices are sent each January to cover the calendar year.*

Towing Fees		
<b>Maximum Towing and Storage Fees (vehicles up to 10,000 GVW)</b>		
Accident Vehicle Tow	160	
Disabled Vehicle Tow	80	
Emergency Relocation Tow	80	Per Code 5.64.100
Impound Vehicle Tow	135	
Standby/Waiting Time - Billed in 15 minute increments only after 16 minute wait	65	Per hour
Winching (Does not include pulling vehicle onto rollback type truck) - Billed in 15 minute increments	110	Per hour
Storage – Beginning at 12:01 am following the tow	50	Per calendar day or portion thereof, Per Code 5.64.120
Administrative Fee – Accidents and Impounds Only	30	
Snow Emergency Plan in Effect (in addition to other applicable towing fees)	30	
Release Fee (After hours only, at tower's discretion) – Normal business hours defined as M-F, 9am-6pm	55	

## FY 2018 Fee Schedule

### Building Fees (by the Permits and Inspections Department)

Building Plan Review Fees (Per Code 15.04.030)		
<i>Fees based on cost of construction:</i>		
Up to \$ 3,000	30	Residential, Commercial, Accessory
\$3,001 to \$100,000	65	
\$100,001 to \$500,000	150	
\$500,001 to \$1,000,000	200	
\$1,000,001 and Up	250	
Building Permit Fees (Per Code 15.04.030)		
<i>Fees based on cost of construction:</i>		
Up to \$ 3000	40	
\$3001 and Up	50	plus (.015 * Cost of Construction)
\$100,001 to \$500,000	1,100	plus (\$10 for each \$1,000 over \$100,000)
\$500,001 to \$1,000,000	4,400	plus (\$ 9 for each \$1,000 over \$500,000)
\$1,000,001 and Up	8,000	plus (\$ 4 for each \$1,000 over \$1,000,000)
Fence Permit Fees: (Per Code 15.04.030)		
<i>Fees based on cost of construction:</i>		
Up to \$ 3,000	40	
\$3,001 to \$100,000	50	plus (.015 * Cost of Construction)
Outdoor Advertising Structure Fee (Per Code 17.216.240)		
	.50	Per SF foot of sign surface per year
Other Building Fees:		
Board of Zoning Appeals	50	County Fee \$100, Per Code 17.12.110
Demo - Residential	75	Per Code 15.04.030
Demo - Commercial	125	Per Code 15.04.030
Gas	30	plus \$10 per fixture, Per Code 15.04.030b
Grading	100	Per Code 15.20.050
Maryland Home Builders Fund	50	per new SFD
Mechanical	25	Per Code 15.04.030
Occupancy Inspection	50	Per Code 15.04.030
Plumbing	30	\$10 per fixture (may vary), Per Code 15.04.030b
Sidewalk Sign		Set by resolution, Per Code 12.40.020
Sidewalk Café Fee		Set by ordinance, Per Code 12.36.020
Sign	50	plus (\$1.50 per Sq Ft), Per Code 17.216.238
Temp Sign	25	per month, Per Code 17.216.238
Temp Trailer	25	per month, Per Code 15.36.030b
Tent	40	Per Code 15.04.030
Well	50	Per Code 13.20.020
Zoning Authorization Letter	50	Per Code 17.12.040
Re-inspection Fee	50	More than 2 insp of any required insp, Per Code 15.04.030
Adult Entertainment Permit Application Fee	100	Per Code 17.166.020
Outdoor Advertising Structure Fee	.50	Per sq ft of sign surface area, Per Code 17.216.240
Notice of Appeal Fee; Sidewalk Sign Standards Violation	100	Per Code 12.40.040
Reconnection Fee; Public Water Connection; Refusal of Inspection	25	Per Code 13.08.100

## FY 2018 Fee Schedule

Port of Salisbury Marina Fees		
<b>Transient</b>		
<i>Slip Fees based on size of vessel</i>	1.00	Per foot per day
Electric 30-amp service	5.00	Per day
Electric 50-amp service	10.00	Per day
<b>Slip Rental – Monthly</b>		
<i>Fees based on size of vessel</i>		
October through April	3.85	Per foot + electric
May through September	5.50	Per foot + electric
<b>Slip Rental – Annual*</b>		*Annual rates are to be paid in full up front, electric can be billed monthly
Boats up to and including 30 feet long	1,150	+ electric
Boats 31 feet and longer	49	Per foot + electric
<b>Fuel</b>	.40	Per gallon more than the cost per gallon purchase price by the City
<b>Electric Service</b>	.40	Per gallon more than the cost per gallon purchase price by the City
<i>Fees per meter</i>		
Electric 30-amp service	30.00	Per month y
Electric 50-amp service	50.00	Per month

EMS Services		
	Resident	Non Resident
BLS Base Rate	500.00	575.00
ALS1 Emergency Rate	650.00	750.00
ALS2 Emergency Rate	775.00	875.00
Mileage (per mile)	11.80	60.00
Oxygen	60.00	60.00
Spinal immobilization	120.00	120.00
BLS On-scene Care	175.00	175.00
ALS On –scene Care	450.00	550.00

## FY 2018 Fee Schedule

### Public Works Engineering Division

<b>Storm Water Utility (2306)</b>		
Fee to maintain City storm water facilities per Ordinance 2306	20.00	per year per Equivalent Residential Unit per Ordinance 2315
<b>Stormwater Utility Credit Application (2306)</b>		
Fee to apply for credit to Stormwater Utility	150.00	Per application
<b>Street Break Permit (Per Code 12.12.020)</b>		
Permit for breaking City public streets and way	25.00	Per break location
<b>Obstruction Permit (Per Code 12.12.020)</b>		
Permit for obstructing City public streets and ways.	10.00	Per location
<b>Water and Sewer Capacity Fee (Per Code 13.02.070)</b>		
Comprehensive Connection Charge of Capacity fee for the Developer's share in the cost of growth related infrastructure improvements.	3,533.00	Per Equivalent Dwelling Unit (water \$1,513, sewer \$2,020)
<b>Water and Sewer Facility Fee (Per Code 13.02.070)</b>		
Comprehensive Connection Charge for Facility Fees is based on actual costs of water and sewer infrastructure installed by a Developer.	*	* Fee amount is project dependent. Facility Fee is the prorated share of the cost of the water and sewer mains based on this project's percentage of the capacity of the proposed infrastructure project.
<b>Reimbursement Administrative Fee (Per Code 13.02.090)</b>		
Administrative fee assessed on Facility Fee for processing	*	0.1 percent of the Facility Fee
<b>Water and Sewer Line Fee (Per Code 13.020.070)</b>		
Comprehensive Connection Charge of Line fee is based on the actual costs of the public water and sewer.	*	* Fee amount is project dependent
<b>Central System Line Fee (Per Code 13.02.070)</b>		
Comprehensive Connection Charge of Central System Line Fee for water and sewer services connecting directly to the City's Central System.	64.50	per linear foot based on the area of the property and is the square root of the lot area, in square feet
<b>Development Plan Review Fee (1536)</b>		
Fee for review of development plans and traffic control plans	450	Plus \$50 per disturbed acre, \$500 minimum. Subsequent submittals, which generate additional comments, may be charged an additional \$500.
<b>Water and Sewer Inspection Fee (R 1341)</b>		
Fee for inspection of public water and sewer improvements		7.5 % of the approved cost estimate for construction of proposed public water and sewer improvements
<b>Temporary connection to fire hydrant (Per Code 13.08.120)</b>		
Providing temporary meter on a fire hydrant for use of City water	64.50	per linear foot based on the area of the property and is the square root of the lot area, in square feet
In City	40.00	Plus charge for water used per current In City rate, \$10 minimum
Out of City	50.00	Plus charge for water used per current Out of City rate, \$10 minimum

## FY 2018 Fee Schedule

### Public Works Engineering Division (continued)

<b>Hydrant flow test (Per Code 13.08.030)</b>		
To perform hydrant flow tests		
In City	125.00	Per request
Out of City	160.00	Per request
<b>Fire flush and Fire pump test (Per Code 13.08.030)</b>		
To perform hydrant flow tests To perform meter tests on ¾" and 1" meters.		
In City	125.00	Per request
Out of City	160.00	Per request
<b>Meter tests (Per Code 13.08.030)</b>		
To perform meter tests on ¾" and 1" meters.		
In City	40.00	Per request
Out of City	50.00	Per request
<b>Public Works Agreement recording fee (Per County Court)</b>		
Recording fee for Public Works Agreements		
For 9 ages or less	60.00	Per request
For 10 pages or more	115.00	Per request
<b>Stormwater Management As-Built recording fee (Per County Court)</b>		
Recording fee for Stormwater Management As-Built.	10.00	Per sheet
<b>Subdivision review fee (1536)</b>		
Fee for Subdivision review	25.00	per subdivided acre, (\$25.00 minimum, \$200.00 maximum)
<b>Subdivision recording fee (Per County Court)</b>		
Recording fee for Subdivision plans	10.00	Per page
<b>Resubdivision review fee (1536)</b>		
Fee for Resubdivision reviews	25.00	per subdivided acre, (\$25.00 minimum, \$200.00 maximum)
<b>Resubdivision recording fee (Per County Court)</b>		
Recording fee for Resubdivision plans	10.00	Per page
<b>Administrative Fee for Capacity Fee payment Plans (R 2029)</b>		
Administrative Fee for Capacity Fee payment Plans	25.00	
<b>Construction Standards and Construction Material Specifications Fees</b>		
Fee to purchase the Construction Standards and Construction Material Specifications		\$15/ each for printed manuals or \$10 for CD with pdfs of both manuals. Either options has a\$3 postage and handling fee.
<b>Maps and Copying Fees</b>		
City Street Map	5.00	Ea
Street Map Index	1.00	Ea
Property Maps	3.00	Ea
Sanitary Sewer Utility Maps (400 Scale)	3.00	Ea

## FY 2018 Fee Schedule

Storm Water Utility Maps (400 Scale)	3.00	Ea
Water Main Utility Maps (400 Scale)	3.00	Ea
Sanitary Sewer Contract Drawings	1.00	Ea
Storm Water Contract Drawings	1.00	Ea

### Public Works Engineering Division (continued)

<b>Maps and Copying Fees (continued)</b>		Ea
Water Main Contract Drawings	1	Ea
Black and White Photocopying (Small Format)	.25	Sq. ft
Black and White Photocopying (Large Format)	.50	Sq. ft
Color Photocopying (Small Format) \$1/sq.ft.	1	Sq. ft
Color Photocopying (Large Format) \$2/sq.ft.	2	Sq. ft
<b>Water Meter/Tap Fee and Sewer Connection Fee (Per Code 13.02.070)</b>		
Water Meter/Tap Fee and Sewer Connection Fee if water and sewer services are installed by City forces.	*	The tap and connection fee amount is the actual cost of SPW labor and materials or per this schedule.
<b>Water Tapping Fees - In City:</b>		
3/4 Water Meter	3,850	Per Connection
1" Water Meter	4,160	Per Connection
1 1/2" Water Meter T-10 Meter	5,810	Per Connection
2" Water Meter - T-10 Meter	6,200	Per Connection
2" Water Meter - Tru Flo	7,320	Per Connection
<b>Water Tapping Fees - Out of City</b>		
3/4 Water Meter	4,810	Per Connection
1" Water Meter	5,200	Per Connection
1 1/2" Water Meter T-10 Meter	7,265	Per Connection
2" Water Meter - T-10 Meter	7,750	Per Connection
2" Water Meter - Tru Flo	9,155	Per Connection
<b>Sanitary Sewer Tapping Fees - In City:</b>		
6" Sewer Tap	3,320	Per Connection
8" Sewer Tap	3,380	Per Connection
6" or 8" Location & Drawing Fee	45	Per Connection
<b>Sanitary Sewer Tapping Fees - Out of City</b>		
6" Sewer Tap	4,150	Per Connection
8" Sewer Tap	4,225	Per Connection
6" or 8" Location & Drawing Fee	60	Per Connection
<b>Water Meter Setting Fee (Per Code 13.02.070)</b>		
Water meter setting fee for installation of water meter when tap is done by a contractor.		
<b>Meter Setting Fees - In City:</b>		
3/4 Water Meter	400	Per Connection
1" Water Meter	525	Per Connection
1 1/2" Water Meter T-10 Meter	785	Per Connection
2" Water Meter - T-10 Meter	905	Per Connection
2" Water Meter - Tru Flo	2030	Per Connection
<b>Meter Setting Fees - Out of City</b>		
3/4 Water Meter	495	Per Connection
1" Water Meter	655	Per Connection
1 1/2" Water Meter T-10 Meter	980	Per Connection
2" Water Meter - T-10 Meter	1130	Per Connection
2" Water Meter - Tru Flo	2535	Per Connection



## FY 2018 Fee Schedule

<b>Parking Violations, False Alarms, Infractions, Scofflaw (by the Police &amp; Fire Department)</b>		
<b>Animal Control</b>	50-100	Police Dept
<b>False Police Alarms (Per Code 8.040.050)</b>		Police Dept
<i>based on number of incidents in calendar year</i>		
First 2 incidents	0	
3 <sup>rd</sup> incident	40	
4 <sup>th</sup> incident	80	
Greater than 4 each incident	120	
<b>False Fire Alarms (Per Code 8.040.050)</b>		Fire Department
<i>based on number of incidents in calendar year</i>		
First 2 incidents	0	
3 <sup>rd</sup> incident	45	
4 <sup>th</sup> incident	90	
Greater than 4 each incident	135	
<b>Scofflaw</b>		Police Department
Tow	135	
Storage	50	
Administrative Fee	35	
Business Administrative Fee	30	

## FY 2018 Fee Schedule

Parking Permits and Fees			
	UOM	1-Jul-17	1-Jan-18
<b>Parking Permits (Per Code 10.04.010)</b>			
Lot #1 - lower lot by library	Monthly	35.00	40.00
Top Lot #1 - upper lot by library	Monthly	35.00	40.00
Lot #4 - behind City Center	Monthly	35.00	40.00
Lot #5 - Market St. & Rt. 13	Monthly	32.00	35.00
Lot #7 & 13 - off Garrettson Pl.	Monthly	9.00	10.00
Lot #9 - behind GOB	Monthly	35.00	40.00
Lot #10 - near State bldg/SAO	Monthly	28.00	35.00
Lot #11 - behind library	Monthly	30.00	35.00
Lot #12 - beside Market St. Inn	Monthly	30.00	35.00
Lot #14 - by Holiday Inn	Monthly	20.00	25.00
Lot #15 - across from Feldman's	Monthly	35.00	40.00
Lot #16 - by Avery Hall	Monthly	35.00	40.00
Lot #30 - by drawbridge	Monthly	9.00	10.00
Lot #33 - east of Brew River	Monthly	9.00	10.00
Lot #35 - west of Brew River	Monthly	9.00	10.00
Lot SPS - St. Peters St.	Monthly	35.00	40.00
E. Church St.	Monthly	35.00	40.00
W. Church St.	Monthly	35.00	40.00
Parking Garage	Monthly	35.00	40.00
<b>Transient Parking Options</b>			
Parking Lot #1 (first 2-hrs of parking are FREE)	Hourly	1.00	no change
Parking Garage	Hourly	1.00	no change
Parking Meters/Pay Stations	Hourly	1.00	no change
<b>Miscellaneous Charges (Per Code 10.04.010)</b>			
Replacement Parking Permit Hang Tags	Per Hang Tag	\$5.00	no change
Parking Permit Late Payment Fee (+15 days)	Per Occurrence	\$5.00	no change
New Parking Garage Access Card	Per Card	\$10.00	no change
Replacement Parking Garage Access Card	Per Card	\$10.00	no change

## FY 2018 Fee Schedule

### City of Salisbury Fire Department Fire Prevention Fee Schedule

#### Fire Prevention Fees

- 1) **Plan review and Use & Occupancy Inspection:**
- a. **Basic Fee.** *For all multi-family residential, commercial, industrial, and institutional occupancies. Including, but not limited to, new construction, tenant fit-out, remodeling, change in use and occupancy, and/or any other activity deemed appropriate by the City of Salisbury Department of Building, Permits and Inspections (BPI).* **60% of the building permit fee; \$75 minimum (not included – plan review and related inspection of specialized fire protection equipment as listed in the following sections 2 a-j)**
  - b. **Expedited Fees.** *If the requesting party wants the plan review and inspection to be expedited, to be done within three business days* **20% of the basic fee; \$500 minimum (this is in addition to the basic fee)**
  - c. **After-Hours Inspection Fees.** *If the requesting party wants an after-city-business-hours inspection.* **\$100/hour/inspector; 2 hour minimum**
- 2) **Fire Protection Plan Review and Inspection**
- a. **Fire Alarm & Detection Systems.** *Includes plan review and inspection of wiring, controls, alarm and detection equipment and related appurtenances needed to provide a complete system and the witnessing of one final acceptance test per system of the completed installation.*
    - i. **Fire Alarm System** **\$100/system**
    - ii. **Fire Alarm Control Panel** **\$75/panel**
    - iii. **Alarm Initiating Device** **\$1.50/device**
    - iv. **Alarm Notification Device** **\$1.50/device**
  - b. **Sprinkler, Water Spray and Combined Sprinkler & Standpipe Systems.** *Includes review of shop drawings, system inspection and witnessing of one hydrostatic test, and one final acceptance test per floor or system.*
    - i. **NFPA 13 & 13R** **\$1.50/head; \$125 minimum**
    - ii. **NFPA 13D** **\$75/dwelling unit**
  - c. **Standpipe Systems.** *The fee applies to separate standpipe and hose systems installed in accordance with NFPA 14 standard for the installation of standpipe and hose systems as incorporated by reference in the State Fire Prevention Code (combined sprinkler systems and*

## FY 2018 Fee Schedule

### City of Salisbury Fire Department Fire Prevention Fee Schedule

*standpipe systems are included in the fee schedule prescribed for sprinkler systems) and applies to all piping associated with the standpipe system, including connection to a water supply, piping risers, laterals, Fire Department connection(s), dry or draft fire hydrants or suction connections, hose connections, piping joints and connections, and other related piping and appurtenances; includes plan review and inspection of all piping, control valves, connections and other related equipment and appurtenances needed to provide a complete system and the witnessing of one hydrostatic test, and one final acceptance test of the completed system.*

- d. Fire Pumps & Water Storage Tanks.** *The fees include plan review and inspection of pump and all associated valves, piping, controllers, driver and other related equipment and appurtenances needed to provide a complete system and the witnessing of one pump acceptance test of the completed installation. Limited service pumps for residential sprinkler systems as permitted for NFPA 13D systems and water storage tanks for NFPA 13D systems are exempt.*
- i. Fire Pumps** **\$0.50/gpm of rated pump capacity; \$125 minimum**
  - ii. Fire Protection Water Tank** **\$75/tank**
  - iii. Witnessing Underground Water Main Hydro Tests** **\$75**
  - iv. Witnessing Fire Main Flush** **\$75**
- e. Gaseous and Chemical Extinguishing Systems.** *Applies to halon, carbon dioxide, dry chemical, wet chemical and other types of fixed automatic fire suppression systems which use a gas or chemical compound as the primary extinguishing agent. The fee includes plan review and inspection of all piping, controls, equipment and other appurtenances needed to provide a complete system in accordance with referenced NFPA standards and the witnessing of one performance or acceptance test per system of the completed installation.* **\$1.00/pound of extinguishing agent; \$100 minimum; or \$150 per wet chemical extinguishing system**
- f. Foam Systems** *The fee applies to fixed extinguishing systems which use a foaming agent to control or extinguish a fire in a flammable* **\$75/nozzle or local applicator; plus \$1.50/sprinkler head for**

## FY 2018 Fee Schedule

### City of Salisbury Fire Department Fire Prevention Fee Schedule

<p><i>liquid installation, aircraft hangar and other recognized applications. The fee includes plan review and inspection of piping, controls, nozzles, equipment and other related appurtenances needed to provide a complete system and the witnessing of one hydrostatic test and one final acceptance test of the completed installation.</i></p>	<p><b>combined sprinkler/foam system; \$100 minimum</b></p>
<p><b>g. Smoke Control Systems.</b> <i>The fee applies to smoke exhaust systems, stair pressurization systems, smoke control systems and other recognized air-handling systems which are specifically designed to exhaust or control smoke or create pressure zones to minimize the hazard of smoke spread due to fire. The fee includes plan review and inspection of system components and the witnessing of one performance acceptance test of the complete installation.</i></p>	<p><b>\$100/ 30,000 cubic feet of volume or portion thereof of protected or controlled space; \$200 minimum</b></p>
<p><b>h. Flammable and Combustible Liquid Storage Tanks.</b> <i>This includes review and one inspection of the tank and associated hardware, including dispensing equipment. Tanks used to provide fuel or heat or other utility services to a building are exempt.</i></p>	<p><b>\$0.005/gallon of the maximum tank capacity; \$75 minimum</b></p>
<p><b>l. Emergency Generators.</b> <i>Emergency generators that are a part of the fire/life safety system of a building or structure. Includes the review of the proposed use of the generator, fuel supply and witnessing one performance evaluation test.</i></p>	<p><b>\$100</b></p>
<p><b>j. Marinas and Piers</b></p>	<p><b>\$25/linear feet of marina or pier; plus \$1.00 per slip; \$100 minimum</b></p>
<p><b>k. Reinspection and Retest Fees</b></p>	<p><b>1<sup>st</sup> - \$100</b> <b>2<sup>nd</sup> - \$250</b> <b>3<sup>rd</sup> and subsequent - \$500</b> <b>\$75/hour</b></p>
<p><b>l. Consultation Fees.</b> <i>Fees for consultation and technical assistance</i></p>	
<p><b>3) Fire-safety Inspections.</b> <i>The following fees are not intended to be applied to inspections conducted in response to a specific complaint of an alleged Fire Code violation by an individual or governmental agency.</i></p>	
<p><b>a. Assembly Occupancies (including outdoor festivals):</b></p>	
<p><b>i. Class A (&gt;1000 persons)</b></p>	<p><b>\$300</b></p>
<p><b>ii. Class B (301 – 1000 persons)</b></p>	<p><b>\$200</b></p>
<p><b>iii. Class C (51 – 300 persons)</b></p>	<p><b>\$100</b></p>

## FY 2018 Fee Schedule

### City of Salisbury Fire Department Fire Prevention Fee Schedule

iv. Fairgrounds (<= 9 buildings)	\$200
v. Fairgrounds (>= 10 buildings)	\$400
vi. Recalculation of Occupant Load	\$75
vii. Replacement or duplicate Certificate	\$25
<b>b. Education Occupancies:</b>	
i. Elementary School (includes kindergarten and Pre-K)	\$100
ii. Middle, Junior, and Senior High Schools	\$150
iii. Family and Group Day-Care Homes	\$75
iv. Nursery or Day-Care Centers	\$100
<b>c. Health Care Occupancies:</b>	
i. Ambulatory Health Care Centers	\$150/3,000 sq.ft. or portion thereof
ii. Hospitals, Nursing Homes, Limited-Care Facilities, Domiciliary Care Homes	\$100/building; plus \$2.00/patient bed
<b>d. Detention and Correctional Occupancies</b>	\$100/building; plus \$2.00/bed
<b>e. Residential:</b>	
i. Hotels and Motels	\$75/building; plus \$2.00/guest room
ii. Dormitories	\$2.00/bed; \$75 minimum
iii. Apartments	\$2.00/apartment; \$75 minimum
iv. Lodging or Rooming House	\$75; plus \$2.00/bed
v. Board and Care Home	\$100/building; plus \$2.00/bed
<b>f. Mercantile Occupancies:</b>	
i. Class A (> 30,000 sq.ft.)	\$200
ii. Class B (3,000 sq.ft. – 30,000 sq.ft.)	\$100
iii. Class C (< 3,000 sq.ft.)	\$75
<b>g. Business Occupancies</b>	\$75/3,000 sq.ft. or portion thereof
<b>h. Industrial or Storage Occupancies. per 5,000 square feet or portion thereof:</b>	
i. Low or Ordinary Hazard	\$75
ii. High-Hazard	\$100
<b>i. Common Areas of Multitenant Occupancies (i.e., shopping centers, high-rises, etc.)</b>	\$45/10,000 sq.ft. or portion thereof
<b>j. Outside Storage of Combustible Materials (scrap tires, tree stumps, lumber, etc.):</b>	\$100/acre or portion thereof
<b>k. Outside Storage of Flammable or Combustible Liquids (drums, tanks, etc.):</b>	\$100/5,000 sq.ft. or portion thereof
<b>l. Marinas and Piers</b>	\$100/facility; plus \$1.00/llp
<b>m. Unclassified Inspection</b>	\$75/hour or portion

## FY 2018 Fee Schedule

### City of Salisbury Fire Department Fire Prevention Fee Schedule

- |  |  |
|--|--|
| <b>n. Reinspection.</b> <i>If more than one reinspection is required to assure that a previously identified Fire Code violation is corrected</i> | <b>thereof</b><br><b>2<sup>nd</sup> - \$100</b><br><b>3<sup>rd</sup> - \$250</b><br><b>4<sup>th</sup> and subsequent - \$500</b> |
|--|--|